

MISSING PATIENTS RESEARCH GUIDE

*Manitoba Indigenous
Tuberculosis History Project*



© Manitoba Indigenous Tuberculosis History Project 2023

Department of History
University of Winnipeg

CC BY-NC 4.0

ISBN 978-1-77835-284-3



Social Sciences and Humanities
Research Council of Canada

Conseil de recherches en
sciences humaines du Canada



THE UNIVERSITY OF
WINNIPEG

This guide draws on research supported by the Social Sciences and Humanities Research Council, the Canadian Institutes of Health Research, the Province of Manitoba, the Manitoba Lung Association, and the University of Winnipeg.

COVER IMAGE: Photo used with permission of the Lung Association, Manitoba Inc. Sanatorium Board of Manitoba, Manitoba Sanatorium Seventh Annual Report for the Year Ending December 31st, 1917: Including the Auditors' Report for the Year Ending March 31st, 1918, (Winnipeg: 1918), 6.

Contents

1 Summary

3 Maps

5 Introduction

PART ONE

Start-up Information

9 Where Do I Begin?

10 How Do I Use this Guide?

11 Getting Started on Your Research

19 Why Do I Need to Look for Records in So Many Places?

CASE STUDY

Elie Caribou, Albert Linklater & Joseph Michel

28 Manitoba Vital Statistics and Indian Residential School Students

PART TWO

Hospital-Specific Research Pages

54 Dynevor Indian Hospital

63 Clearwater Lake Indian Hospital

75 Brandon Indian Sanatorium

88 Ninette Sanatorium

95 St. Boniface Sanatorium

102 Fort Churchill Military Hospital

108 Norway House Indian Hospital

115 Fisher River Indian Hospital

121 Pine Falls Indian Hospital at Fort Alexander

APPENDIX A:

Checklist - What Do I Know?

APPENDIX B:

Contact Information

APPENDIX C:

Accessing Records through the National Centre for Truth and Reconciliation

APPENDIX D:

Timeline

Summary

This Missing Patients Research Guide contains directions for finding out more about Indigenous patients who entered tuberculosis (TB) sanatoriums and hospitals in Manitoba and never returned home.

Part One of the guide presents helpful start-up information. First it explains how to gather useful details including names, dates, and locations that will help in the search as well as how to move forward with your research.

Then it outlines three useful “Research Tips”: all of the various names of TB treatment hospitals in Manitoba commonly attended by Indigenous patients; instructions for undertaking database searches using keywords; and techniques for linking information between Indian Residential Schools and hospitals.

Last, a “Research Case Study” demonstrates some of the techniques and challenges you may encounter when researching Vital Statistics and Indian Residential School records by looking at the lives of three TB patients, Elie Caribou, Joseph Michel, and Albert Linklater.

Part Two of the guide explains how to research the location of patient burials associated with nine hospitals where Indigenous patients were treated in Manitoba, including treatment for TB: Dynevor Indian Hospital, Clearwater Lake Indian Hospital, Brandon Indian Sanatorium, Ninette Sanatorium, St. Boniface / St. Vital Sanatorium, Fort Churchill Military Hospital, Norway House Indian Hospital, Fisher River Indian Hospital and Pine Falls Indian Hospital at Fort Alexander. Some of the general research information found in Part One is repeated under the individual hospitals and sanatoriums along with the specific information that may assist in searching for missing patients at each location.

At the end of the guide, in Appendix A, you will find a checklist to help you in your research. Appendix B provides contact information for the organizations mentioned in this guide so that you can reach out by phone, email, or mail. Appendix C discusses accessing the records held by The National Centre for Truth and Reconciliation.

Introduction

Welcome to the Missing Patients Research Guide created by the Manitoba Indigenous Tuberculosis History Project (MITHP). The Manitoba Indigenous Tuberculosis History Project is an Indigenous-led and community-engaged Indigenous health history research project.

WHO IS THIS GUIDE FOR?

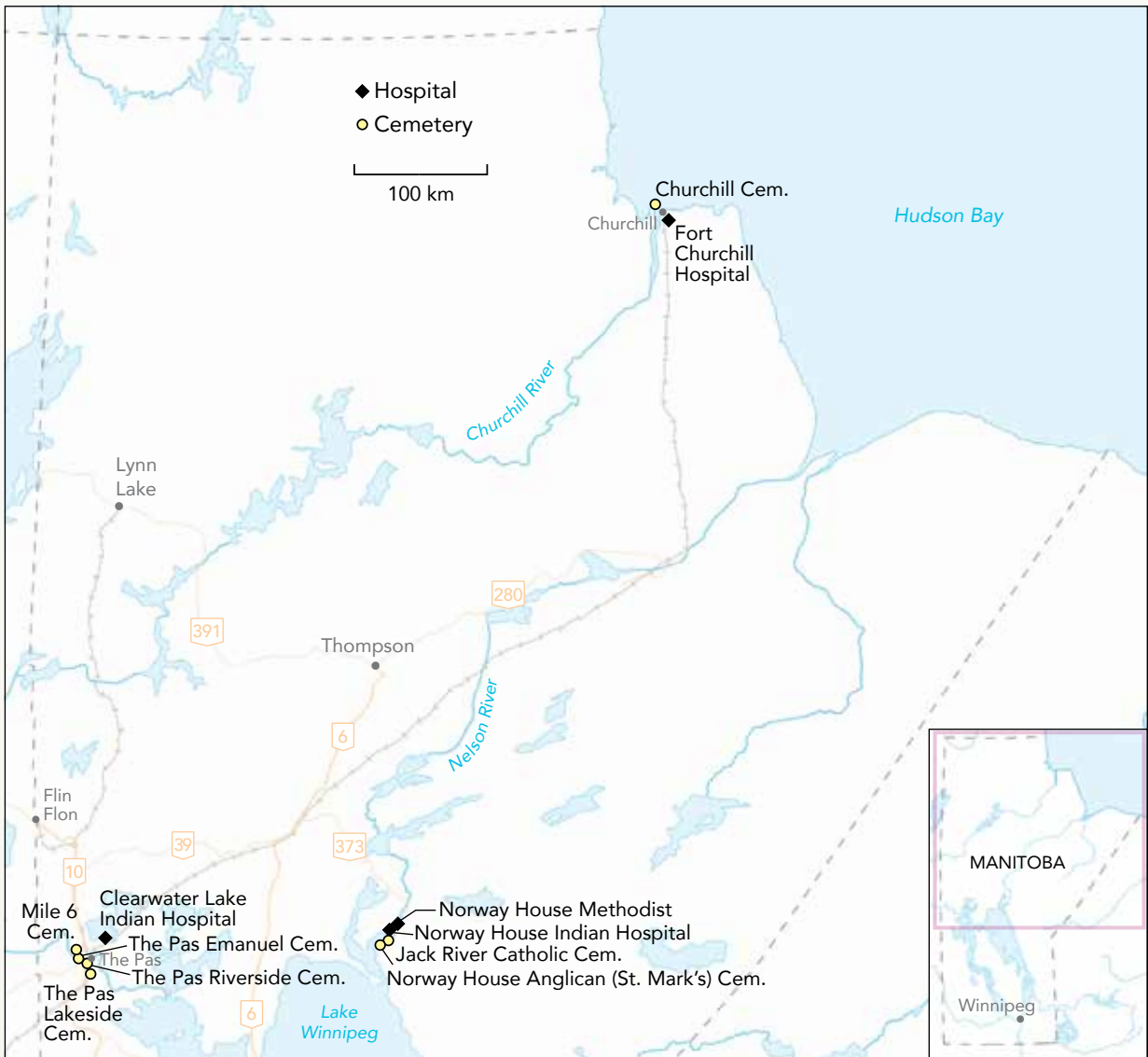
This research guide is for families and communities who are searching for information about First Nations, Inuit, and Métis patients who were sent to Indian hospitals and sanatoriums in Manitoba from the 1930s through the 1960s, and who never returned. This includes Indigenous people from Manitoba, but also from other parts of Canada including the Arctic, Saskatchewan, and Northwestern Ontario.

This guide is designed to provide support for research into the burial sites of missing Indigenous patients, but many of the resources can also provide information about patients' time in the hospitals. It is specific to Manitoba tuberculosis (TB) hospitals that operated from the 1930s to the 1960s, but other researchers, including those wishing to find out what happened to loved ones sent to Indian Residential Schools may also find it useful. Because of this, this guide responds to the Calls to Action of the Truth and Reconciliation Commission, and particularly to Calls 74 and 75 relating to Missing Children and Burial Information.

In this guide you will find resources to help you learn about First Nations, Métis, and Inuit patients who were diagnosed with tuberculosis (TB) and treated in Manitoba TB hospitals. In your search, you may find information about where they were sent to receive medical treatment, the care they received, the government policies that shaped that care, and how experiences of TB treatment in mid-twentieth century Manitoba have affected Indigenous patients, families, and communities in Manitoba, Saskatchewan, Ontario, Nunavut, and the Northwest Territories.

Maps

HOSPITALS - NORTHERN LOCATIONS



Map by Eric Leinberger.

HOSPITALS - MANITOBA



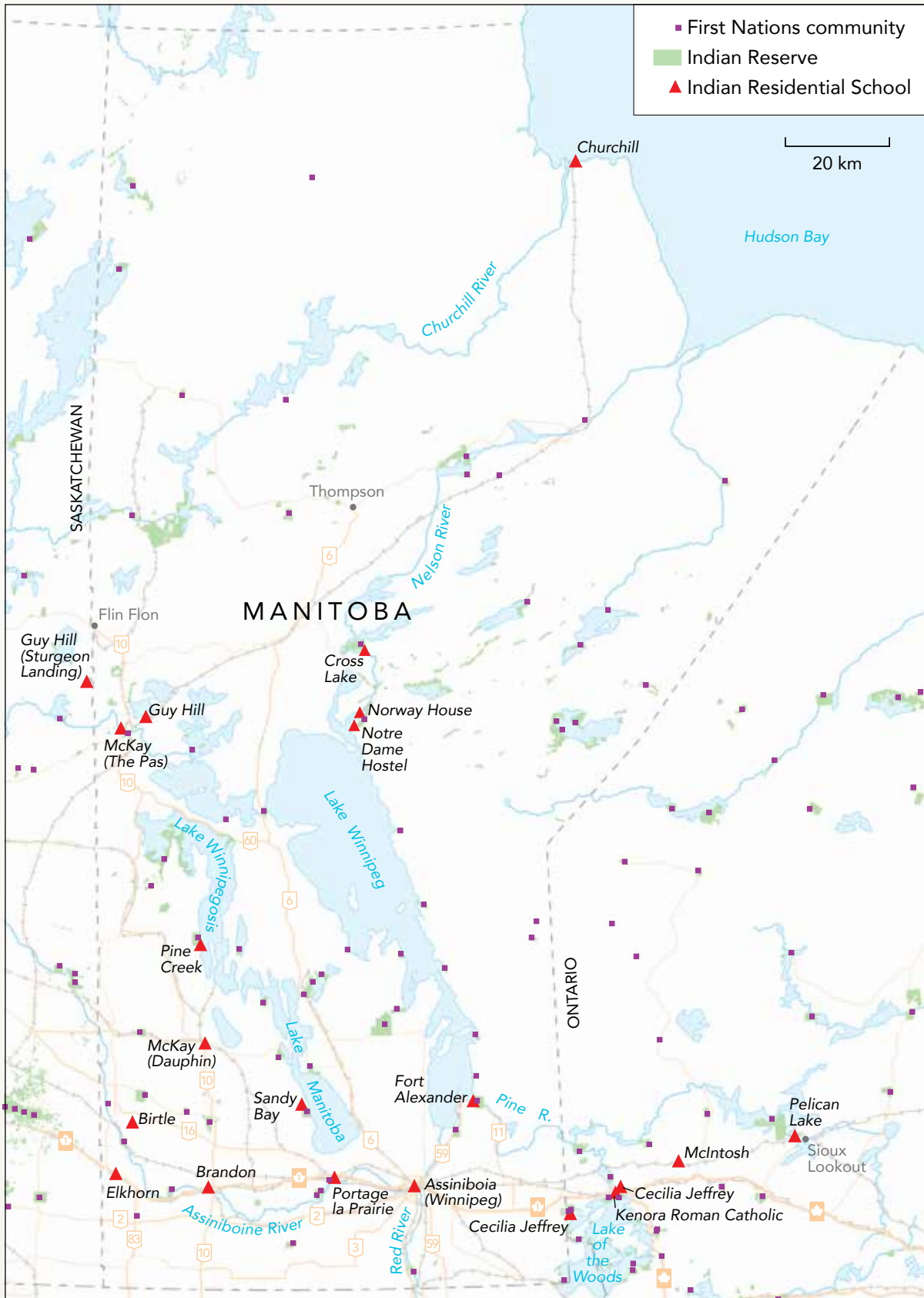
Map by Eric Leinberger.

FIRST NATIONS COMMUNITIES - MANITOBA



Map by Eric Leinberger.

INDIAN RESIDENTIAL SCHOOLS - MANITOBA



Map by Eric Leinberger.

Part One

START-UP INFORMATION

Clearwater Lake Indian Hospital with airport in the distance, c. 1957.
Mennonite Archives of Ontario, CA MAO XIV-3.11.5-13.

Where Do I Begin?

The Missing Patients Research Guide contains the histories of some of the Manitoba hospitals where Indigenous patients were treated, as well as information about how and why patients were moved between different facilities.

The research required to locate the burial sites of missing Indigenous patients is complex. Records are scattered among many archives and repositories while some have not survived into the present day. The guide will support your research by helping to untangle some of the archival mysteries that may pose roadblocks to your research. The case study at the end of Part One provides examples of how we have dealt with some of the issues that arise when doing research into burial sites.

The guide contains:

- information on patient deaths and burials at TB hospitals in Manitoba
- instructions on how to conduct your search
- information on where to look for records
- instructions on how to access the records
- descriptions of cemeteries associated with specific hospitals
- a case study that demonstrates how this research is conducted
- and hospital-specific search procedures.

How Do I Use this Guide?

This guide provides step-by-step information about how to start your search and where to look for records relating to specific Indian hospitals and sanatoriums.

Before you begin your research, read through “Getting Started on Your Research.” This section outlines a process called *upstreaming* where a researcher identifies the information that they *do* know and then works back from there. You will find a fillable research checklist of our research checklist that you can download and fill in as your research progresses in Appendix A of this Guide.

Next, read “Why Do I Need to Look in So Many Places?” which explains how records related to health and burials were generated, and why they may be located in so many different places.

The “Research Tips” provide contextual information and skills that may help with your search and are followed by a case study to demonstrate the research process.

From there, you can delve into the hospital-specific research information in Part Two as guided by the questions you’ve answered in the research checklist, and in the research you have already done.

Getting Started on Your Research

Looking for answers to the question of where a missing loved one is buried can feel daunting. It can be hard to even know where to begin, but the answer is simple: begin with what you know.

201	Tobie Bensaoui	11 11 11	5	Lac La Hache	Willie Bensaoui	Helene Dzenlioun	R.C.	None
202	Jimmie Bensaoui	11 11 11	7					

DISCHARGE OF PUPILS										
No.	NAME	Date of Discharge	Age on Discharge	PERIODS IN THE SCHOOL			STATE OF EDUCATION		Trade or Industry Taught and Proficiency in it	REMARKS UPON DISCHARGE REASONS FOR SAME
				Years	Months	Days	On Admission	On Discharge		
94	Athanase Colomb	15/8/40	15	9			None	Very good	in class,	has an idea in any kind of work in school.
109	Baptiste Cursiteur	11 11 11	14	7			None	Fairly good	in class and outside work.	
122	Johnysie Bighetty	11 11 11	16	5			None	Very good	in class and gardening.	
140	John Morin	11 11 11	14	5			None	Very good in class,	carpenter shop, gardening, and horses.	
143	Alex Morin	11 11 11	15	4			None	good	in class and ordinary work.	

Admissions and Discharges from Guy Roman Catholic Indian Residential School, September 1940. Detail from Library and Archives Canada/Department of Indian Affairs and Northern Development fonds/Reel C-8689. https://archive.org/details/School_Files_Series-RG10_c-8689/page/n1049/mode/2up

Researchers sometimes call this approach *upstreaming* because it usually begins with the most recent information you have, and then uses that information to work back, to work upstream, to find information about what came before.

STEP 1: STARTING WITH WHAT YOU KNOW

To begin this process, gather the information that you already have.

Start with the name of the person you are looking for, when they were born, and when they went away.

You do not need to be exact. If you don't know their exact birth date, can you say roughly when they were born? What community did they come from? When did they leave the community, and why?

Sometimes people left their communities for work or to go to a Indian Residential School, and from there were sent to a sanatorium. Who were their family?

You can use the checklist found in Appendix A at the end of this guide to help guide you.

As you go, make notes. It is okay and not unusual to not know all the answers to the questions at this stage.

STEP 2: LOOKING FOR THE RECORDS

Depending on where your family or community member lived, there are several “first stop” sources where your research can begin. You may also find it helpful to come back to these sources if you have started somewhere else but hit a brick wall. Some of these sources may apply to your research and others will not. “First stop” sources and when to use them are described below.

1. HOSPITAL-SPECIFIC RESEARCH GUIDES

After first reviewing the general information here, if you think that you know the name or names of the hospitals the person you are looking for was sent to, you can go to the hospital-specific pages that follow in Part Two and look through the research steps and options outlined under the relevant hospital or sanatorium.

2. RECORDS OF THE SANATORIUM BOARD OF MANITOBA

If you do not know which hospital or hospitals the patient was sent to, you can begin by making a request to access the records of the Sanatorium Board of Manitoba.

The Sanatorium Board of Manitoba (SBM) ran TB hospitals and sanatoriums where Indigenous patients were treated. Some were segregated “Indian” facilities, and some were public institutions. These hospitals include: the Ninette Sanatorium, the Brandon Indian Sanatorium, Clearwater Lake Indian Hospital, Dynevor Indian Hospital (after 1939), and the Central Tuberculosis Clinic in Winnipeg.

Most of the surviving records of the Sanatorium Board are held by the Archives of Manitoba. Access to records that include information that may identify individual patients is restricted under the Manitoba Personal Health Information Act. You can view this legislation at <https://www.gov.mb.ca/health/phia/index.html>.

You can request that a search be performed in these restricted records, including the SBM Central Tuberculosis Register, to see if there is information about a specific patient. To request these records, you can fill out and submit a Personal Health Information Act (PHIA) request. You can download the form to make a PHIA request at <https://www.gov.mb.ca/health/phia/docs/access.pdf>. Requests for PHIA searches can only be made by the patient, a person the patient designates, or a family member of the patient if the patient has passed away.

These PHIA request forms *are not designed for historical record requests* and the form may ask you to provide information or proof that is not available to you. That’s okay. Just fill in the information that you have and indicate how you are related to the patient in question.

3. NANILAVUT INITIATIVE

If you are searching for an Inuit patient from the Inuvialuit Settlement Region, you can contact the Nanilavut Initiative at <https://irc.inuvialuit.com/service/nanilavut-initiative>. The Nanilavut Initiative was established following the Qikiqtani Truth Commission to help Inuvialuit and Inuit from across Canada locate lost loved ones who did not return home after being sent to southern hospitals during the tuberculosis epidemic of the 1940s to the 1960s.

4. GOVERNMENT OF THE NWT: MEDICAL PATIENT SEARCH PROJECT

If you are searching for a patient connected to the Northwest Territories, the Government of the Northwest Territories may be able to assist you through their Medical Patient Search Project by searching records located in the NWT Archives. You can contact them through their website at <https://www.nwtarchives.ca/>.

5. THE MANITOBA VITAL STATISTICS DATABASE

Many of the deaths that occurred at Indian hospitals and sanatoriums and at the public facilities Indigenous patients could be sent to were recorded with Manitoba's Vital Statistics Agency. If the death occurred more than 70 years ago, you can search for the person's name in the Manitoba Vital Statistics' online database at <https://vitalstats.gov.mb.ca/Query.php>. This database is updated every three months, so deaths that occurred between October and December of a year may not be added until sometime after January.

Using the Manitoba Vital Statistics database may be easier if you know a few tricks such as how to search by name and how to conduct wildcard searches. To learn more, see "Research Tips" and the "Research Case Study: Manitoba Vital Statistics and Indian Residential School Students" later in Part One.

Note: If you are looking for a family member who may have passed away less than 70 years ago, you can contact the Manitoba Vital Statistics Agency and ask them if you are able to request the death record you are looking for. They may or may not be able to help in this situation.

6. SOCIÉTÉ HISTORIQUE DE SAINT-BONIFACE (ST. BONIFACE HISTORICAL SOCIETY)

The Société historique de Saint-Boniface (SHSB) <https://archivesshsb.mb.ca/> hosts some religious records. These may include burial records from the Archdiocese of Keewatin-Le Pas, including the Clearwater Lake Indian Hospital, St. Anthony's Hospital in The Pas, the St. Boniface Hospital, the St. Boniface Sanatorium, Ninette, and possibly others.

You may find information or even photographs by searching for names and places in their database, but their online database does not include burial registers. For this, you will need to speak with an archivist directly. Researchers will have to get permission from the originating organization to access sacramental and health-related records. *Services at SHSB are provided in French and English.*

7. THE MANITOBA GENEALOGICAL SOCIETY

The Manitoba Genealogical Society (MGS) <https://mbgenealogy.com/> has a wealth of cemetery transcriptions and knowledgeable volunteers. Some of their resources are available online for free, but the best access is provided through purchasing a membership for a small fee.

Members and non-members can search the online Manitoba Names Index (MANI). You may need to try various spellings in your searches. Many of the missing TB patients were not memorialized in a published obituary or with a headstone, so the public-facing online database may not be as helpful as some of the transcriptions the MGS holds in their collections. These transcriptions are only accessible on-site at regional MGS locations or through the members-only section of the MANI database.

There are regional MGS sites across the province. If you cannot find what you need online and/or cannot attend a regional site, you can hire a volunteer to help you search through the MGS holdings.

8. LIBRARY AND ARCHIVES CANADA

Many possibly helpful records are available through Library and Archives Canada (LAC) <https://recherche-collection-search.bac-lac.gc.ca/eng/home/index>. Broadly, LAC's collections include schools' files that may be helpful if the person you are looking for was a student at an Indian Residential School or a school located in a TB hospital. LAC also holds some records of tuberculosis surveys and some hospital admissions. For young people who entered a sanatorium, family allowance records may also be helpful in your search.

Health records, family allowance files, and some school records are restricted, but you may be able to make a request to see a particular record or records relating to yourself or a person who has passed away. The request procedure is explained online <https://library-archives.canada.ca/eng/services/public/access-information-privacy/Pages/access-information-privacy.aspx>.



A group of students in front of the doors to the sanatorium, St. Boniface Sanatorium. Grey Nuns of Montreal: L098-1-37-19.

9. FIND A GRAVE

FindAGrave.com <https://www.findagrave.com/> can be useful for your research, depending on the cemetery. The information for cemeteries around The Pas is particularly helpful, while other cemeteries contain only the names of some of the people buried there who had headstones. It can be worth a search if you think you know where the person might have been buried.

10. THE UNIVERSITY OF MANITOBA ARCHIVES AND SPECIAL COLLECTIONS

Because of its connections with health care and biological sciences, the University of Manitoba Archives and Special Collections (UMASC) <https://umanitoba.ca/libraries/archives-special-collections> may have relevant records. For example, some of the records available at UMASC about the Clearwater Lake Indian Hospital <https://main.lib.umanitoba.ca/clearwater-lake-sanatorium> could be helpful. Consult with a UMASC archivist to see what records are available that might relate to your search.

11. VOTERS LISTS

For adult patients, voters lists can be useful. Voters lists contain the names of people who were eligible to vote in any given election. For each election, the eligible adult patients in hospitals are listed by hospital on these lists. These lists can be viewed through Ancestry.ca <https://www.ancestry.ca>. Some libraries offer free public access to Ancestry.ca. Finding a name in a certain location can help to narrow down where a patient might have been buried.

12. RG 10 INDIAN HOSPITAL SCHOOL FILES

Brandon Indian Sanatorium, Dynevor Indian Hospital, Clearwater Lake Indian Hospital, the Ninette Sanatorium, and the St. Boniface Sanatorium had schools in the hospitals. In the case of the Brandon Indian Sanatorium and the two Manitoba Indian



Record of Services from a parish church. Records of Service record the daily activities of a church, including services, Bible readings, and other activities. They often list the name of the deceased for funeral services, and sometimes the cause of death as well. Record of Services from Elkhorn St. Mark's, 1926 to 1957. Diocese of Brandon Archives, The Anglican Church of Canada.

Hospitals, the hospital schools were federally funded and were inspected by federal authorities. They were subject to regular reporting, including pupil lists. These lists can confirm that an individual was a patient at a specific hospital. Pupils were not always limited to young people and can include adult patient-students as well.

Indian hospital school inspection records are held in Library and Archives Canada collections. Some of these records are open and available online, others must be requested through LAC via an Access to Information and Privacy (ATIP) Online Request [https://](https://library-archives.canada.ca/eng/services/public/access-information-privacy/Pages/access-information-privacy.aspx)

library-archives.canada.ca/eng/services/public/access-information-privacy/Pages/access-information-privacy.aspx. You can also contact LAC at <https://library-archives.canada.ca/eng/corporate/contact-us/Pages/contact-us.aspx> to help locate records that might be relevant but are not necessarily obvious from LAC database searches.

You can access RG 10 Hospital School Files in a few ways:

- The National Centre for Truth and Reconciliation (NCTR) <https://archives.nctr.ca/> has some of the RG 10 School Files available online, but the records are not complete. In particular some of the Admissions and Discharges files are missing
- The RG 10 School Files are digitized via the LAC website at <https://www.bac-lac.gc.ca/eng/discover/mass-digitized-archives/school-files-1879-1953/Pages/school-files-1879-1953.aspx>
- Heritage Canadiana <https://heritage.canadiana.ca/> is the online repository for some non-restricted files that LAC has digitized.

See the individual hospital pages later in Part Two for additional information on hospital-specific school files.

Why Do I Need to Look for Records in So Many Places?

Throughout their time in the health system, First Nations, Métis, and Inuit patients moved through interconnected webs of government and private bureaucracy, services, and organizations.

Each different organization, government ministry, or branch, church, or municipal service kept their own records about patients. This means that *there is no single source for all the records relating to Indigenous people who died in Indian hospitals and sanatoriums in Manitoba*. Records about each patient can be and often are scattered through the archival records held by several different organizations in different locations. The research to find a missing patient is complex and will likely take you to records held by the federal, provincial, and possibly even municipal governments. It may take you to private archives, including archives held by faith communities and businesses.

In Manitoba, the federal government paid for tuberculosis treatment for First Nations and Inuit patients beginning in the 1930s, but this treatment was often delivered and recorded by the provincial government or even by a local (municipal) hospital. In 1939, this system changed when the federal government via Indian Health Services contracted the Sanatorium Board of Manitoba (SBM) to provide a wide range of medical services to First Nations and Inuit, including operating the Clearwater Lake, Dynevor, and Brandon Indian hospitals.

Patients, including Métis patients, were sometimes treated at the St. Boniface Sanatorium, operated by the Grey Nuns, the Ninette Sanatorium, the Fort Churchill Military Hospital, Winnipeg municipal hospitals, or smaller federally run Indian hospitals at Peguis First Nation (Fisher River Indian Hospital), Fort Alexander, and Norway House. In some cases, including in the case of childbirth, sanatorium patients might be moved to local hospitals for treatment including St. Anthony's Hospital in The Pas, and the Brandon and Selkirk General Hospitals.

Two separate systems of death registration operated for First Nations patients who were in Treaty and for Inuit patients. The deaths of these patients could be registered federally with Indian Health Services but were often recorded by the Government of Manitoba's Vital Statistics department. Patients were buried in municipal, faith-based, and on-reserve cemeteries, and their deaths and burials could be recorded in provincial burial permits, funeral home records, and faith-based sacramental registers.

As you read through this guide, you will see the wide range of different archives that may hold one or even a few pieces of the puzzle you are trying to fit together. The records in some of these archives may be restricted by various federal and provincial privacy and personal health information legislation, and you may need to work with the archives to see if you can gain access to some records.

RESEARCH TIP: CHANGING HOSPITAL NAMES

MANITOBA TUBERCULOSIS HOSPITAL NAMES AND ALTERNATE NAMES

The facilities where patients were sent were often known by several different names, which can make things especially tricky when doing database searches. The following lists of possible names can be a start for thinking about a variety of name combinations for any one place.

Dynevor Indian Hospital

- Dynevor Indian Hospital
- St. Peter's Dynevor Indian Hospital
- Dynevor Sanatorium
- St. Peter's Dynevor Sanatorium

Clearwater Lake Indian Hospital

NOTE: Sometimes Clearwater is rendered as two words: Clear Water. This may make a difference when doing database searches.

- Clearwater Lake Indian Hospital
- Clearwater Lake Sanatorium
- Clearwater Lake Hospital
- Clearwater Indian Hospital
- Clearwater Sanatorium
- Clearwater Hospital

Brandon Indian Sanatorium

- Brandon Sanatorium
- Brandon Indian Hospital
- Assiniboine Hospital (name after the sanatorium closes)
- Assiniboine Indian Hospital

Ninette Sanatorium

- The Manitoba Sanatorium
- Ninette Sanatorium
- Pembina House or Ninette Residential School
- Pelican Lake Training Center

St. Boniface Sanatorium

NOTE: From the 1930s to the early 1970s, Winnipeg had a St. Boniface Sanatorium and the St. Boniface Hospital. Both centres were run by the Grey Nuns. These are two separate institutions located in two different areas of Winnipeg.

- St. Vital Sanatorium

Fisher River Indian Hospital

- Hodgson Indian Hospital
- Percy Moore Hospital

RESEARCH TIP: SEARCHING DATABASES USING WILDCARD CHARACTERS

WHY DO I NEED TO KNOW HOW TO USE WILDCARDS?

Many of the databases you will come across are very literal. If you type in “Smith,” you will only get names spelled exactly that way. To save you the time of searching for every possible spelling variation, wildcard characters can let you search for several different spellings at once.

WHAT ARE WILDCARD CHARACTERS OR WILDCARDS?

Wildcard characters are symbols that can help you to search for results beyond just exact matches to a string of characters.

HOW DO WILDCARD SEARCHES WORK?

Different databases will let you use different wildcard characters to perform various kinds of searches, but many will let you use the symbol “*” (the asterisk symbol that is on the same key as the number 8) to search for alternate spellings of a word.

For example, the Manitoba Vital Statistics Database will let you use wildcard characters when you are searching. A sample search might look like this:

You are looking for someone named **Smith**, but you are not sure how the name will be spelled in the database you are searching. You know that it might be spelled Smith, Smyth, or even Smythe. You can type Sm*

This will tell the database to show you every name that begins with Sm. The results will include all the variations of the name Smith, but will also include names like “Small,” and “Smithers.”

If you can narrow your search to a specific year or years, to a place, or something similar, you may be able to keep your results small enough that you can just look through them.

CAN YOU GIVE ME SOME EXAMPLES OF WILDCARDS?

The asterisk * is a fairly universal symbol, and a good one to start with. You can find a list of other wildcard symbols here: <https://support.microsoft.com/en-us/office/examples-of-wildcard-characters-939e153f-bd30-47e4-a763-61897c87b3f4>.

Not all databases will accept all wildcards, and sometimes the database will interpret them differently. But it never hurts to try a test search.

Wildcard searches can also be useful when a name includes two names. In some databases, when a field contains two names (e.g., Frederick James) and you search for just “Frederick,” you would not find the two-name result. If you searched for Frederick* all names that start with “Frederick” will come up, including “Frederick James.”

CAN YOU GIVE ME SOME EXAMPLES OF HOW THIS COULD WORK IN ONE OF MY SEARCHES?

Let’s look at the Manitoba Vital Statistics database. This database lets you search for names, dates, and locations to locate potential birth, marriage, or death registrations. You will only be able to search for births more than 100 years ago, marriages more than 80 years ago, and deaths more than 70 years ago. This database is updated every three months.

The database has boxes, called “fields,” that you fill in. The options let you choose if you want to match something exactly, or if the search should be a little wider. Sometimes choosing “sounds like” from the pull-down menu will help you find, for example, both “Caribou” and “Carabou.”

But sometimes spelling differences can be outside the range of this feature. This can happen when the original document was filled out phonetically, when the handwriting on the record is hard to read, or when someone has just made a mistake in transcribing. In these cases, sometimes a “wildcard” search can help.

Another place a wildcard search might help is when the “sounds like” option produces too many results that are too far away from what you are looking for. If you are looking for someone named “Caribou,” you may not want to sort through people named Cherpaw, for example.

Different databases will allow different kinds of searches, including wildcard searches. As you try out different strategies, you will find what works best for you on certain websites. Experimenting and seeing what you get is probably the best way to get started.

Suppose you wanted to look for someone named Anishinaabe. A “sounds like” search will give you quite a few names that you are not looking for:

EXAMPLE: “SOUNDS LIKE”

DEATHS: 1 to 10 of 27

[NEXT](#) [LAST](#)

LAST NAME: AMASON GIVEN NAMES: VIOLET DATE OF DEATH: 26/10/1896 AGE: 25 UNITS OF AGE: DAYS	SEX: FEMALE PLACE OF DEATH: BDN REGISTRATION NUMBER: 1896,001032 REGISTRATION DATE:	DETAIL VIEW	ADD TO CART
LAST NAME: AMASON GIVEN NAMES: BEGGIR DATE OF DEATH: 06/08/1930 AGE: 22 UNITS OF AGE: YEARS	SEX: MALE PLACE OF DEATH: STRATHCONA REGISTRATION NUMBER: 1930,040209 REGISTRATION DATE:	DETAIL VIEW	ADD TO CART
LAST NAME: AMISON GIVEN NAMES: KENNETH FREDERICK DATE OF DEATH: 25/11/1914 AGE: 3 UNITS OF AGE: YEARS	SEX: MALE PLACE OF DEATH: W KILDONAN REGISTRATION NUMBER: 1914,135256 REGISTRATION DATE:	DETAIL VIEW	ADD TO CART
LAST NAME: AMISON GIVEN NAMES: PAGE 2 DATE OF DEATH: 1914 AGE: 999 UNITS OF AGE: UNKNOWN	SEX: PLACE OF DEATH: REGISTRATION NUMBER: 1914,135257 REGISTRATION DATE:	DETAIL VIEW	ADD TO CART
LAST NAME: ANEWAGNAYAN GIVEN NAMES: MARIE DATE OF DEATH: 20/06/1911 AGE: 100 UNITS OF AGE: YEARS	SEX: FEMALE PLACE OF DEATH: RM ELLICE REGISTRATION NUMBER: 1911,001375 REGISTRATION DATE:	DETAIL VIEW	ADD TO CART
LAST NAME: ANISHINABI GIVEN NAMES: CAROLINE DATE OF DEATH: 18/07/1950 AGE: 14 UNITS OF AGE: YEARS	SEX: FEMALE PLACE OF DEATH: ST ANDREWS MUN REGISTRATION NUMBER: 1950,005047 REGISTRATION DATE: 18/07/1950	DETAIL VIEW	ADD TO CART
LAST NAME: ANNISON GIVEN NAMES: ALBERT JESSE DATE OF DEATH: 26/03/1924 AGE: 6 UNITS OF AGE: MONTHS	SEX: MALE PLACE OF DEATH: RM LANGFORD REGISTRATION NUMBER: 1924,012329 REGISTRATION DATE:	DETAIL VIEW	ADD TO CART
LAST NAME: ANNISON GIVEN NAMES: ROBT DATE OF DEATH: 22/04/1921 AGE: 46 UNITS OF AGE: YEARS	SEX: MALE PLACE OF DEATH: WPG REGISTRATION NUMBER: 1921,015214 REGISTRATION DATE:	DETAIL VIEW	ADD TO CART
LAST NAME: ANNISON GIVEN NAMES: HENRY DATE OF DEATH: 18/03/1937 AGE: 78 UNITS OF AGE: YEARS	SEX: MALE PLACE OF DEATH: RM N NORFOLK REGISTRATION NUMBER: 1937,012441 REGISTRATION DATE:	DETAIL VIEW	ADD TO CART
LAST NAME: ANNISON GIVEN NAMES: MARTHA JANE DATE OF DEATH: 19/02/1938 AGE: 76 UNITS OF AGE: YEARS	SEX: FEMALE PLACE OF DEATH: N NORFOLK REGISTRATION NUMBER: 1938,012412 REGISTRATION DATE:	DETAIL VIEW	ADD TO CART

EXAMPLE: SEARCH WINDOW

STEP 1: What do you want to search?

Please select one of the choices below:

- Births (more than 100 years ago)
- Marriages (more than 80 years ago)
- Deaths (more than 70 years ago)

STEP 2: Please fill in the fields you wish to search by

<input type="text" value="Anish*"/>	Last Name	Match Any ▾
<input type="text"/>	Given Names	Match Any ▾
<input type="text"/>	Place (City)	Match Any ▾
<input type="text"/>	Date (Year)	Match Year ▾
Which field do you want to sort?		Surname(asc) ▾
Please select the number of records per page		10 ▾

STEP 3: Either start the search or clear the form

To search on the above criteria click on the **Search** button

A wild card search using and asterisk in this case will get you much closer.

EXAMPLE: WILDCARD SEARCH

DEATHS: 1 to 1 of 1

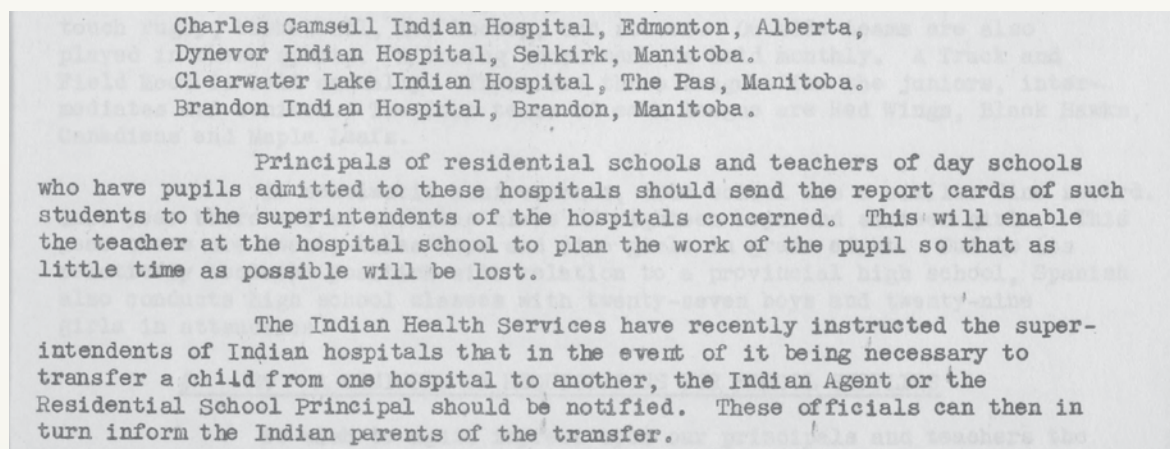
LAST NAME: ANISHINABI GIVEN NAMES: CAROLINE DATE OF DEATH: 18/07/1950 AGE: 14 UNITS OF AGE: YEARS	SEX: FEMALE PLACE OF DEATH: ST ANDREWS MUN REGISTRATION NUMBER: 1950,005047 REGISTRATION DATE: 18/07/1950	<input type="button" value="DETAIL VIEW"/>	<input type="button" value="ADD TO CART"/>
--	--	--	--

RESEARCH TIP: TRANSFERS OF INDIAN RESIDENTIAL SCHOOL STUDENTS BETWEEN HOSPITALS

In 1948, the federal government set out a protocol for notifying families of Indian Residential School (IRS) students through the schools' principals or the Indian Agent when a student who had been admitted to a hospital was transferred to a different facility. It is not clear how often or how closely this protocol was followed, but the policy stated that:

The Indian Health Services have recently instructed the superintendents of Indian hospitals that in the event of it being necessary to transfer a child from one hospital to another, the Indian Agent or the Indian Residential School Principal should be notified. These officials can then in turn inform the Indian parents of the transfer.

This extract indicates that Indian agents and school principals were supposed to be notified if students were transferred to hospitals. This means that school and Indian agent files may contain information about individual children, particularly their correspondence files. Some (but not all) of these files are digitized and available online, although files that include lists of students' names may be restricted and have to be accessed through an Access to Information request to Library and Archives Canada at <https://library-archives.canada.ca/eng/services/public/access-information-privacy/Pages/access-information-privacy.aspx>.



Detail from Welfare and Training Services, Indian Affairs Branch, Department of Mines and Resources, Indian School Bulletin, vol. 2, no. 3, (Ottawa: Government of Canada, 1 January 1948), 5. Image made available through Peel's Prairie Provinces (peel.library.ualberta.ca), a digital initiative of the University of Alberta Libraries.

Case Study

ELIE CARIBOU, ALBERT LINKLATER & JOSEPH MICHEL



RESEARCH CASE STUDY:

Manitoba Vital Statistics and Indian Residential School Students

This case study demonstrates that Indian Residential School students who died as a result of their incarceration sometimes passed away at locations other than the Indian Residential Schools themselves. This impacts where the missing children are buried. The Manitoba Vital Statistics online database can be helpful in identifying the location of death.

The photo on the next page was located in the records of the Soeurs de Saint-Joseph de Saint-Hyacinthe at the Société historique de Saint-Boniface by Digital Archivist Sarah Story. Noting the caption indicating that these three students had been diagnosed as having tuberculosis, she sent a digital copy of the photo to our team. Research revealed that at least two of the boys in the photo - Elie Caribou and Joseph Michel - died of tuberculosis as a result of their incarceration at the Sturgeon Landing Indian Residential School. None of the boys, however, died at the school itself. All three were treated for tuberculosis at Dynevor Indian Hospital. Two of the boys died at the hospital, and one died later at home.

Photographie de trois garçons - Elie Caribou, Albert Linklater et Joseph Michel. Société historique de Saint-Boniface Archives (SHSBA), Soeurs de Saint-Joseph de Saint-Hyacinthe, SHSB 101963.

Trois tuberculeux



Elie Caribou Albert L'Ange
Joseph
Michel

Researching the lives and deaths of Elie Caribou, Joseph Michel, and Albert Linklater as both Indian Residential School students and tuberculosis patients highlights:

1. How closely intertwined the two state systems of Indian hospitals and Indian Residential Schools were in the 1940s, and
2. The challenges to researching individual student-patient deaths and burials.

Specifically, the research process outlined below shows how Vital Statistics Records can be an important part of searching for loved ones, but also that locating the necessary records in the Manitoba Vital Statistics online database can be challenging.



Predecessor to the Guy Hill Indian Residential School at The Pas, the Indian Residential School at Sturgeon Landing began operated from 1926 to 1952, when it was destroyed by fire. That fall, pupils and most of the staff were moved to facilities in The Pas where they remained until Guy Hill Indian Residential School was built on nearby Clearwater Lake in 1957. Société historique de Saint-Boniface Archives (SHSBA), Corporation archiépiscopale catholique romaine de Keewatin - Le Pas (0484), N3624.

OPPOSITE PAGE: Dynevor Indian Hospital, Selkirk, Manitoba. Charles Camsell Hospital, *Eighth Annual Pictorial Review: Charles Camsell Indian Hospital and Canadian Indians and Eskimos*, (Edmonton: 1955), 40. Image made available through Peel's Prairie Provinces (peel.library.ualberta.ca), a digital initiative of the University of Alberta Libraries.

THE DEATHS OF THREE BOYS

Even though the three boys were Indian Residential School students, records indicate that all three of the boys were treated at the Dynevor Indian Hospital. Prior to 1943, when Indian Residential School students from Sturgeon Landing (Guy Hill) Indian Residential School were sent away for medical care they were generally transferred to the nearby St. Anthony's Hospital at The Pas. Elie Caribou had been sent to St. Anthony's on 3 December 1942. He was subsequently moved across the province to the Dynevor Indian Hospital near Selkirk even though he was so ill he was not expected to live long at the time that he was transferred. He was admitted to Dynevor Hospital on 15 December 1942. In his notes for the school's report on Elie Caribou's death, Dr. Murray Campbell wrote that Elie Caribou "lived somewhat longer than was expected and died April 24th, 1943."

We know less about Joseph Michel's short life than we do about Elie Caribou's. If the school wrote a report about Joseph Michel's death, it has not survived. His Indian Residential School records tell us that he was seven years old, and apparently in good health when he entered the Sturgeon Landing Indian Residential School in 1942. He was still seven years old when he died three months later at the Dynevor Indian Hospital in January 1943.



DYNEVOR INDIAN HOSPITAL, SELKIRK, MANITOBA.

The third child in the photograph, Albert Linklater, was eight years old when he entered the Sturgeon Landing Indian Residential School in the summer of 1940. Like Elie Caribou and Joseph Michel, he was apparently well when he was admitted. Like Caribou and Michel, Albert Linklater soon fell ill with tuberculosis and was sent to the Dynevor Indian Hospital in 1941.

Unlike Caribou and Michel, however, Albert Linklater did not die at the Dynevor Hospital. Quarterly returns for the Sturgeon Landing school show that Linklater returned to the school on 19 April 1945. He remained there until 1947, when he was discharged on 15 August.

Here, the historical record becomes unclear. Linklater's discharge form notes that he was "of age," but also, possibly, that he died the next month (21 September 1947). Due to lack of clarity in the original record, it is possible that the entry about dying at home refers to student Leo Saulteaux, whose name is listed above that of Linklater (see image below). The note in the school discharge form is ambiguous and could apply to either child. There is no death entry for either Linklater or Saulteaux in the Manitoba Vital Statistics online database that might clarify the entry.

ADMISSION OF PUPILS AT GUY ROMAN CATHOLIC INDIAN RESIDENTIAL SCHOOL DURING QUARTER, 1947										
No.	NAME	Date of Admission	Age on Admission	No. of Tuition under which Child's Annuity is paid	BAND	NAME OF PARENTS AND LIVING OR DEAD (Insert L. for living, D. for dead after name)		Religion of Parents	State of Education upon entering the School	Place and period of Previous Education
						Father	Mother			
278	Emile Ballentyne	15-8-47	9		Pelican Narrows	Leonile Ballentyne	L. Charlotte Cursiteur	D. R.C.	none	
279	Salomon Morin	"	9		"	Daniel Morin -L.	Nancy Cursiteur-L.	"	"	
280	William Ballentyne	"	12		South End	Rephael Ballentyne	Anne Merasty	L.	"	
281	Auguste Morin	"	11		"	Arthur Morin -L.	Elizabeth Cursiteur	"	"	
282	Jean Baptiste Bird	"	10		"	Daniel Bird -L.	Rosalie Bighetty	L.	"	
283	Harry Colomb	"	9		Pekitawegen	Marcel Colomb-L.	Rosee Bighetty	L.	"	
284	Emile Bighetty	"	10		"	Joseph Bighetty-L.	Catherine Charles	L.	"	
285	Simon Bighetty	"	10		"	George Bighetty-L.	Henriette Dumas-L.	"	"	

DISCHARGE OF PUPILS										
No.	NAME	Date of Discharge	Age on Discharge	PERIODS IN THE SCHOOL			STATE OF EDUCATION		Trade or Industry Taught and Proficiency in it	REMARKS UPON DISCHARGE REASONS FOR SAME
				Years	Months	Days	On Admission	On Discharge		
151	Patrice Bighetty	15-8-47	15	11			none	good	Fair at woodwork; notions in poultry, garden, leather.	Of age.
178	Leo Sauteux	15-8-47	15	8			"	"	Same as above	Of age. (Died at home Sept. 21, 47)
200	Albert Linklater	"	16	4	7		"	"	" " "	Of age.
206	Daniel Linklater	"	15	5			"	"	" " "	Kept home since June 1946.

NOTE:—One or more of these forms should be forwarded with each quarterly return and full particulars should be given regarding all pupils either admitted or discharged during the quarter.

Admissions and Discharges from Guy Roman Catholic Indian Residential School, July – September 1947. Detail from Library and Archives Canada/Department of Indian Affairs and Northern Development fonds/Reel C-8689. https://archive.org/details/School_Files_Series-RG10_c-8689/page/n1641/mode/2up

Our team requested vital statistics records that might indicate where Elie Caribou and Joseph Michel are buried. It took over a year before the records arrived. In the meantime, the Archdiocese of Keewatin Le Pas was able to find, by searching that community's Catholic burial records, that Elie Caribou's death is listed in the burial register of his home community of Pukatawagan. However, when the Vital Statistics Records arrived, they indicated that Eli Caribou was buried in Selkirk, Manitoba. This was consistent with an index of the Gilbert Funeral Home's register created by the Manitoba Genealogical Society.

1. INTERSECTIONS BETWEEN INDIAN RESIDENTIAL SCHOOLS AND TUBERCULOSIS TREATMENT

If you think that the family member you are looking for may have attended an Indian Residential School, you might find their name in the National Student Memorial created by the National Centre for Truth and Reconciliation at <https://nctr.ca/memorial/>. As research on the Memorial is ongoing, it may not be complete or fully accurate.

Using this register to identify possible local burial sites can be complicated. As we have seen with Elie Caribou and Joseph Michel, the students listed in the NCTR's National Student Memorial did not necessarily die at, or sometimes even near, the school they attended. Knowing where they died is important because where they died will almost certainly impact where they are buried. This is the case for Elie Caribou and may also be for Joseph Michel and Albert Linklater as well.

Information about the deaths of Elie Caribou, Joseph Michel, and Albert Linklater can be found in records held by Library and Archives Canada, and especially in the Department of Indian Affairs RG 10 School Files at <https://www.bac-lac.gc.ca/eng/discover/mass-digitized-archives/school-files-1879-1953/Pages/item.aspx?PageID=2322896>.

2. USING THE MANITOBA VITAL STATISTICS ONLINE DATABASE: SEARCHING FOR ELIE CARIBOU

As outlined in the Getting Started on Your Research section of this guide, most searches for missing patients will start with the Manitoba Vital Statistics online database. In Elie Caribou's case, a search for his name spelled "Caribou" produced no results. Using a Wildcard Search, however, brought up three results. As shown below, the first of three results is the likely death record for Elie Caribou we are looking for.

The online death record shows Elie Caribou's place of death as St. Andrew's, Manitoba. We know that Elie attended St. Therese Indian Residential School at Sturgeon Landing on the Manitoba-Saskatchewan border, so why is his death listed as St. Andrew's, Manitoba? The answer is that Dynevor Indian Hospital was located in the rural municipality of St. Andrew's.

The next step after checking the Vital Statistics database is to look at the school files for the St. Therese/Sturgeon Landing/Guy Hill school(s) in the School Files at Library and Archives Canada using Collection Search at <https://recherche-collection-search.bac-lac.gc.ca/eng/home/index>.

In Collections Search, we searched for "Guy Indian Residential School" and then on the left-hand side of the page chose 'Archives' to limit to items from the archives only. Files with names like "Admissions and Discharges," "Quarterly Returns," and "Deaths of Pupils" may be the first places to look. Be sure to look at the dates the files cover to save time narrowing in on your search.

FORM No. I. A. 411
R 504

GUY INDIAN RESIDENTIAL SCHOOL

ADMISSION OF PUPILS AT GUY STURGEON LANDING, SASK. SCHOOL DURING April-June QUARTER, 1943

No.	NAME	Date of Admission 19 <u>43</u>	Age on Admission	No. of Pupils under which Child's Assn. is paid	BAND	NAME OF PARENTS AND LIVING OR DEAD (Insert L. for living, D. for dead, after name)		Religion of Parents	State of Education upon entering the School	Place and period of Previous Education
						Father	Mother			
0207	Gertude Merasty	Jan. 12	6		Felican Narrows	Johnny Merasty	Marie Tawipisim	Cathol.	None	None
DISCHARGE OF PUPILS										
No.	NAME	Date of Discharge	Age on Discharge	PERIODS IN THE SCHOOL			STATE OF EDUCATION		Trade or Industry Taught and Proficiency in it	REMARKS UPON DISCHARGE REASONS FOR SAME
				Years	Months	Days	On Admission	On Discharge		
154	Emile Merasty	10/4/43	16	7			None	Good	Good for general help on farm.	Of age to be discharged.
205	Elie Caribou	24/4/43	7	1	3		None	Little	-----	Died, Sanatorium, 24/4/43
0102	Louise Head	22/5/43	17	10			None	Very good	Good in all branches of housekeeping.	Of age.

*R. P. Poirie, Sr.
Principal*

NOTE:—One or more of these forms should be forwarded with each quarterly return and full particulars should be given regarding all pupils either admitted or discharged during the quarter.

Admissions and Discharges from Guy Indian Residential School, April – June 1943. Detail from Library and Archives Canada/ Department of Indian Affairs and Northern Development fonds/Reel C-8689. https://archive.org/details/School_Files_Series-RG10_c-8689/page/n1209/mode/2up

INDIAN RESIDENTIAL SCHOOL QUARTERLY RETURN																								
The Pas, Man.		Agency		School at <u>Sturgeon Landing on Sturgeon Weir</u>											Reserve for Quarter ended <u>March 31st</u>		194 <u>3</u>							
REGISTER NUMBER	NAMES OF PUPILS	AGE	BOY	GIRL	BAND OR RESERVE	CLASS OF STUDY										STANDING IN CLASS			TRADE OR OTHER INDUSTRY	Number of Days of Absence	DATE OF ENTRANCE TO SCHOOL	ATTENDANCE		REMARKS AS TO PROGRESS, ETC., REASON FOR ABSENCE DATE OF ABSENCE, WHETHER AUTHORIZED OR NOT
						Grade 1	" 2	" 3	" 4	" 5	" 6	" 7	" 8	" 9	" 10	" 11	" 12	High School				Very Good	Good	
	Brought forward					3	4	3	3	6	5	3								2430	1280			
184	Jeremie Colomb	10	1		Pakitawagan															15/8/39	90	45	Not back to school	
187	Rodrigue Thomas	9	1		South End															15/8/39	90	45		
188	Hermeneilde Morin	9	1		Pelican N.															15/8/39	90	45		
189	John Merasty	11	1		" "															15/8/39	90	45		
190	Andrew Cursiteur	9	1		" "															15/8/39	90	45		
192	Emile Hughes	10	1		Nelson H.															15/8/39	90	45	Not back to school.	
195	Emile Morin	11	1		Pelican N.															15/8/40	90	45		
196	J-Baptiste McGenlum	11	1		" "															15/8/40	90	45		
197	Frank Morin	11	1		" "															15/8/40	90	45		
198	Jean-Arthur Bichetty	9	1		Pakitawagan															15/8/40	90	45		
199	Sammuel Cursiteur	9	1		Pelican N.															15/8/40	90	45		
200	Albert Linoleter	10	1		" "															15/8/40	90	45	Sick at the hospital	
201	Tobie Bensouni	7	1		Brochet L.															15/8/40	90	45	Not back to school.	
203	Adolphe Cpok	9	1		South End L.															15/8/40	90	45		
204	Andre Sautoux	8	1		" "															15/8/40	90	45		
205	Elie Caribou	7	1		Pakitawagan															15/8/40	90	45	Sick at the hospital	
206	Daniel Linoleter	10	1		Pelican N.															15/8/41	90	45		
TOTALS			53			16	13	7	4	6	5	3								TOTALS	4230	2175		

NOTE—Additions to be correctly made and entered at the foot of column.

INDIAN RESIDENTIAL SCHOOL QUARTERLY RETURN																								
The Pas, Man.		Agency		School at <u>Sturgeon Landing, Weir on Sturgeon Weir</u>											Reserve for Quarter ended <u>June 30th</u>		194 <u>3</u>							
REGISTER NUMBER	NAMES OF PUPILS	AGE	BOY	GIRL	BAND OR RESERVE	CLASS OF STUDY										STANDING IN CLASS			TRADE OR OTHER INDUSTRY	Number of Days of Absence	DATE OF ENTRANCE TO SCHOOL	ATTENDANCE		REMARKS AS TO PROGRESS, ETC., REASON FOR ABSENCE DATE OF ABSENCE, WHETHER AUTHORIZED OR NOT
						Grade 1	" 2	" 3	" 4	" 5	" 6	" 7	" 8	" 9	" 10	" 11	" 12	High School				Very Good	Good	
	Brought Forward					3	4	3	3	6	5	3								2376	1331			
184	Jeremie Colomb	10	1		Pakitawagan															16/8/39	91	51	Not Back to school.	
187	Rodrigue Thomas	9	1		South End															16/8/39	91	51		
188	Hermeneilde Morin	9	1		Pelican N.															16/8/39	91	51		
189	John Merasty	11	1		" "															16/8/39	91	51		
190	Andrew Cursiteur	9	1		" "															16/8/39	91	51		
192	Emile Hughes	10	1		Nelson House															16/8/39	91	51	Not back to school.	
195	Emile Morin	11	1		Pelican N.															16/8/40	91	51		
196	J-Baptiste McGenlum	11	1		" "															16/8/40	91	51		
197	Frank Morin	11	1		" "															16/8/40	91	51		
198	Jean-Arthur Bichetty	9	1		Pakitawagan															16/8/40	91	51		
199	Sammuel Cursiteur	9	1		Pelican N.															16/8/40	91	51		
200	Albert Linoleter	10	1		" "															16/8/40	91	51	Sick at the hospital.	
201	Tobie Bensouni	7	1		Brochet L.															16/8/40	91	51	Not back to school.	
203	Adolphe Cpok	9	1		South End L.															16/8/40	91	51		
204	Andre Sautoux	8	1		" "															16/8/40	91	51		
205	Elie Caribou	7	1		Pakitawagan															16/8/40	91	51	Died At the hospital, April 2	
206	Daniel Linoleter	10	1		Pelican N.															16/8/41	91	51		

ABOVE: Quarterly Return, Sturgeon Landing or Sturgeon Weir Indian Residential School, March 31, 1943. Detail from Library and Archives Canada/Department of Indian Affairs and Northern Development fonds/Reel C-8687. https://archive.org/details/School_Files_Series-RG10_c-8687/page/n1473/mode/2up

BELOW: Quarterly Return, Sturgeon Landing or Sturgeon Weir Indian Residential School, June 30, 1943. Detail from Library and Archives Canada/Department of Indian Affairs and Northern Development fonds/Reel C-8687. https://archive.org/details/School_Files_Series-RG10_c-8687/page/n1483/mode/2up

Once you have identified a file you would like to look at, you can click on it, and look for information about:

- The microfilm [sometimes called ‘container’] number
- The volume number
- The file number

RESULT: FILE REFERENCE

THE PAS AGENCY - GUY ROMAN CATHOLIC RESIDENTIAL SCHOOL - DEATHS OF PUPILS

Record Information - Brief

Hierarchical level: File
Date: 1937-1943
Reference: RG10, Volume number: 6315, Microfilm reel number: C-8690, File number: 655-23, File part: 1
File no. (creator): 655-23
Type of material: Textual material
Found in: Archives / Collections and Fonds
Item ID number: 2055454
Context of this record: Show detail




The description for this record lists the information you are looking for:

Volume number: 6315
Microfilm reel number: C-8690
File number: 655-23, file part: 1


To make things a bit easier, rearrange this information to reflect the order in which you will use the information when accessing the Heritage Canadiana file:

Microfilm reel number: C-8690, volume number: 6315, file number: 655-23,
file part: 1

You can use this information to take you to search for microfilm C-8690 on Heritage Canadiana. From there, the files on the microfilm should be in order based first on their volume number, then on their file number.

Indian Affairs School Files	
(RG 10, Volume 6315)	
File 655-14, part 1	The Pas Agency - Guy Roman Catholic Residential School - Livestock. 1926 - 1928, 1946
 File 655-23, part 1	The Pas Agency - Guy Roman Catholic Residential School - Deaths of Pupils. 1937 - 1943
File 656-1, part 2	Carlton Agency - Lac La Ronge Day School - General Administration. 1897 - 1898,

Indian Affairs School Files, RG10, volume 6315. Detail from Library and Archives Canada/Department of Indian Affairs and Northern Development fonds/Reel C-8690. https://archive.org/details/School_Files_Series-RG10_c-8690/page/n259/mode/2up


 CANADA

DEPARTMENT OF INDIAN AFFAIRS

Memorandum of an inquiry into the cause and circumstances of the death of
Eli Caribou....., Pupil No. 205
 of the..... Guy..... Indian Residential School at Sturgeon Landing
 who died at Dynevore Sanatorium..... (place) on April 24..... 1943

INSTRUCTIONS

When a pupil of an Indian Residential School dies, the Principal is required to inform the Indian Agent at once.

Memorandum concerning the death of pupil Elie Caribou. Detail from Library and Archives Canada/Department of Indian Affairs and Northern Development fonds/Reel C-8690. https://archive.org/details/School_Files_Series-RG10_c-8690/page/n273/mode/2up

**A. STATEMENT OF THE PRINCIPAL OF THE RESIDENTIAL
SCHOOL**

1. On what date did this pupil fall sick or suffer injury? ..took to bed end of October 1942
2. At what time of day?.....
3. When and to whom did he or she report this illness or accident? ..Child did not report himself but the nurse at the school found out by herself.
4. What means were taken to afford relief? ..Usual care of T.B. cases out of Sans: better food, rest, fresh air, etc. . .
5. What medicines were used for this purpose and in what dose or quantity? ..Cod liver oil and cough mixture.
6. When was the doctor called? ..Doctor came on the 1st of December.
7. If the pupil was removed to hospital, at what time was this done and by what means of transport? ..First taken to The Bas Hospital by plane on the 3rd of December.
8. If the pupil was not removed to hospital, what measures were taken for his or her care at the school? ..
9. Add any other useful information here.

Memorandum concerning the death of pupil Elie Caribou. Detail from Library and Archives Canada/Department of Indian Affairs and Northern Development fonds/Reel C-8690. https://archive.org/details/School_Files_Series-RG10_c-8690/page/n273/mode/2up

your carefully considered views as follows:

..... This child was admitted to Dynevor Hospital on ..
December 15, 1942 with wide-spread active pulmonary Tuberculosis.
He lived somewhat longer than was expected and died April 24th,
1943.

Memorandum concerning the death of pupil Elie Caribou. Detail from Library and Archives Canada/Department of Indian Affairs and Northern Development fonds/Reel C-8690. https://archive.org/details/School_Files_Series-RG10_c-8690/page/n275/mode/2up

When you find a page that you are interested in, note the frame number. The link to these reels is to the first page, you will have to enter the frame number to get back to where you found the page.

There are also a few places that have digitized sections of the RG 10 School Files. Sometimes these online files have been curated for a specific purpose, so it is important to be sure you are looking at the entire file.

Eli Caribou, pupil #205, who died at Dynevor Indian Hospital, 24 April 1943.

Care: better food, rest, fresh air, etc.

Cod liver oil and cough mixture.

The doctor came on the first of December.

Elie Caribou was first taken to The Pas Hospital by plane on the 3rd of December.

This child was admitted to Dynevor Hospital on December 15, 1942, with wide-spread active pulmonary Tuberculosis.

He lived somewhat longer than was expected and died April 24th, 1943.

But the file, and other School Files records we looked at do not say where Elie Caribou was buried. This is where a Vital Statistics record of a death can be helpful. It will include the place of death and may include the location of burial. While we are waiting for that record to arrive, we can continue to dig into the school's files to see if we can find out more about Elie Caribou, Joseph Michel, or Albert Linklater.

■ Elie Caribou Died at a Sanatorium

The March 1943 Quarterly Returns for Sturgeon Landing Indian Residential School (LAC RG 10 Department of Indian Affairs School Files) indicate that Elie Caribou is “sick at the hospital.”

Note that Albert Linklater and Joseph Michel both appear in this same Quarterly Return, Quarterly Return, Sturgeon Landing or Sturgeon Weir Indian Residential School, March 31st, 1943, Library and Archives Canada.

The discharge records for Sturgeon Landing school (frame 1210) report that Elie Caribou “died, sanatorium, 24/4/43” and the subsequent quarterly report for the school indicates that Caribou “died at the hospital, April 24.” <https://www.bac-lac.gc.ca/eng/discover/mass-digitized-archives/school-files-1879-1953/Pages/item.aspx?PageID=2320714>

INDIAN RESIDENTIAL SCHOOL QUARTERLY RETURN																			
The Pas, Man.		Agency		School at <u>Sturgeon Landing on Sturgeon Weir</u>										Reserve for Quarter ended <u>March 31st</u>		1943			
REGISTER NUMBER	NAMES OF PUPILS	AGE	BOY	GIRL	BAND OR RESERVE	CLASS OF STUDY					STANDING IN CLASS			TRADE OR OTHER INDUSTRY	Number of Days at Trade or Quarter	DATE OF ENTRANCE TO SCHOOL	ATTENDANCE		REMARKS AS TO PROGRESS, ETC., REASON FOR ABSENCE DATE OF ABSENCE, WHETHER AUTHORIZED OR NOT
						Grade 1	"	"	"	"	"	"	"				"	High School	
	Brought Forward	27				3	4	3	3	6	5	3					2430	1210	
184	Jeremie Colomb	10	1		Pakitawagan											15/8/39	—	—	Not back to school
187	Rodrigue Thomas	9	1		South End											15/8/39	90	45	
188	Hermenevide Morin	9	1		Felican N.											15/8/39	90	45	
189	John Merasty	11	1		"											15/8/39	90	45	
190	Andrew Curateur	9	1		"											15/8/39	90	45	
192	Emile Hughes	10	1		Nelson H.											15/8/40	90	45	Not back to school.
195	Emile Morin	11	1		Felican N.											15/8/40	90	45	
196	J-Baptiste McCaulum	11	1		"											15/8/40	90	45	
197	Frank Morin	11	1		"											15/8/40	90	45	
198	Jean-Arthur Bighetty	9	1		Pakitawagan											15/8/40	90	45	
199	Samuel Curateur	9	1		Felican N.											15/8/40	90	45	
200	Albert Linklater	10	1		"											15/8/40	—	—	Sick at the Hospital
201	Tobie Bensouni	7	1		Brobhet L.											15/8/40	90	45	Not back to school.
203	Adolphe Cpok	9	1		South End L.											15/8/40	90	45	
204	Andre Sautoux	8	1		"											15/8/40	90	45	
205	Elie Caribou	7	1		Pakitawagan											15/8/40	—	—	Sick at the Hospital
206	Daniel Linklater	10	1		Felican N.											15/8/41	90	45	
207	Conant Spence	9	1		Nelson H.											15/8/41	90	45	
208	John Thibe Spence	9	1		"											15/8/41	90	45	
209	Joseph Nicolas	12	1		"											15/8/41	90	45	TOTAL number of days in Quarter
310	Wald Nicolas	11	1		"											15/8/41	—	—	AGGREGATE number of days pupils in residence during Quarter
311	Simon Bighetty	8	1		Pakitawagan											15/8/41	90	45	
312	Phillippe Castell	10	1		"											15/8/41	90	45	AVERAGE attendance of pupils during Quarter
313	Bisette Castell	8	1		"											15/8/41	90	45	
314	Joseph Colomb	14	1		"											15/8/41	90	45	AMOUNT of per capita grant due for Quarter
315	Jean Samas	18	1		"											15/8/41	90	45	
	TOTALS		53				16	13	7	4	6	5	3			TOTALS	4330	3495	

INDIAN RESIDENTIAL SCHOOL QUARTERLY RETURN																			
The Pas, Man.		Agency		School at <u>Sturgeon Landing, Sask on Sturgeon Weir</u>										Reserve for Quarter ended <u>June 30th</u>		1943			
REGISTER NUMBER	NAMES OF PUPILS	AGE	BOY	GIRL	BAND OR RESERVE	CLASS OF STUDY					STANDING IN CLASS			TRADE OR OTHER INDUSTRY	Number of Days at Trade or Quarter	DATE OF ENTRANCE TO SCHOOL	ATTENDANCE		REMARKS AS TO PROGRESS, ETC., REASON FOR ABSENCE DATE OF ABSENCE, WHETHER AUTHORIZED OR NOT
						Grade 1	"	"	"	"	"	"	"				"	High School	
	Brought Forward	27				3	4	3	3	6	5	3					2376	1331	
184	Jeremie Colomb	10	1		Pakitawagan											15/8/39	—	—	Not Back to school.
187	Rodrigue Thomas	9	1		South End											15/8/39	91	51	
188	Hermenevide Morin	9	1		Felican N.											15/8/39	91	51	
189	John Merasty	11	1		"											15/8/39	91	51	
190	Andrew Curateur	9	1		"											15/8/39	91	51	
192	Emile Hughes	10	1		Nelson House											15/8/39	—	—	Not back to school.
195	Emile Morin	11	1		Felican N.											15/8/40	91	51	
196	J-Baptiste McCaulum	11	1		"											15/8/40	91	51	
197	Frank Morin	11	1		"											15/8/40	91	51	
198	Jean-Arthur Bighetty	9	1		Pakitawagan											15/8/40	91	51	
199	Samuel Curateur	9	1		Felican N.											15/8/40	91	51	
200	Albert Linklater	10	1		"											15/8/40	—	—	Sick at the hospital.
201	Tobie Bensouni	7	1		Brobhet L.											15/8/40	—	—	Not back to school.
203	Adolphe Cpok	9	1		South End L.											15/8/40	91	51	
204	Andre Sautoux	8	1		"											15/8/40	91	51	
205	Elie Caribou	7	1		Pakitawagan											15/8/40	—	—	Died At the hospital, April 2
206	Daniel Linklater	10	1		Felican N.											15/8/41	91	51	

ABOVE: Note that Albert Linklater and Joseph Michel both appear in this same Quarterly Return. Quarterly Return, Sturgeon Landing or Sturgeon Weir Indian Residential School, March 31, 1943. Archives Canada/Department of Indian Affairs and Northern Development fonds/Reel C-8687. https://archive.org/details/School_Files_Series-RG10_c-8687/page/n1473/mode/2up

BELOW: Quarterly Return, Sturgeon Landing or Sturgeon Weir Indian Residential School, June 30, 1943. Detail from Library and Archives Canada/Department of Indian Affairs and Northern Development fonds/Reel C-8687. https://archive.org/details/School_Files_Series-RG10_c-8687/page/n1483/mode/2up

FORM No. I. A. 411
R 204

ADMISSION OF PUPILS AT GUY INDIAN RESIDENTIAL SCHOOL
FURBERSON LANDING, BASK. SCHOOL DURING April-June QUARTER, 1943

No.	NAME	Date of Admission 19	Age on Admission	No. of Ticket under which Child's Annuity is paid	BAND	NAME OF PARENTS AND LIVING OR DEAD (Insert L. for living, D. for dead, after name)		Religion of Parents	State of Education upon entering the School	Places and period of Previous Education
						Father	Mother			
0207	Gertude Merasty	Jan. 12	6		Pelican Narrows	Johnny Merasty	Marie Tawipisim	Cathol.	None	None

DISCHARGE OF PUPILS

No.	NAME	Date of Discharge	Age on Discharge	PERIODS IN THE SCHOOL			STATE OF EDUCATION		Trade or Industry Taught and Proficiency in it	REMARKS UPON DISCHARGE REASONS FOR SAME
				Years	Months	Days	On Admission	On Discharge		
154	Emile Merasty	10/4/43	16	7			None	Good	Good for general help on farm.	Of age to be discharged.
205	Elie Caribou	24/4/43	7	1	3		None	Little	-----	Died, Sanatorium, 24/4/43
0102	Louiss Head	22/5/43	17	10			None	Very good	Good in all branches of housekeeping.	Of age.

*L. Poirie, son
Principal*

NOTE:—One or more of these forms should be forwarded with each quarterly return and full particulars should be given regarding all pupils either admitted or discharged during the quarter.

FORM No. I. A. 411
R 204

ADMISSION OF PUPILS AT Juy School SCHOOL DURING March QUARTER, 1943

No.	NAME	Date of Admission 19	Age on Admission	No. of Ticket under which Child's Annuity is paid	BAND	NAME OF PARENTS AND LIVING OR DEAD (Insert L. for living, D. for dead, after name)		Religion of Parents	State of Education upon entering the School	Places and period of Previous Education
						Father	Mother			

DISCHARGE OF PUPILS

No.	NAME	Date of Discharge	Age on Discharge	PERIODS IN THE SCHOOL			STATE OF EDUCATION		Trade or Industry Taught and Proficiency in it	REMARKS UPON DISCHARGE REASONS FOR SAME
				Years	Months	Days	On Admission	On Discharge		
228	Joseph Michel		7		3					Died at the sanatorium in Jan.

R. W. N. Dugon O. B. S.

NOTE:—One or more of these forms should be forwarded with each quarterly return and full particulars should be given regarding all pupils either admitted or discharged during the quarter.

ABOVE: Admissions and Discharges from Guy Indian Residential School, April – June 1943. Detail from Library and Archives Canada/Department of Indian Affairs and Northern Development fonds/Reel C-8689. https://archive.org/details/School_Files_Series-RG10_c-8689/page/n1209/mode/2up

BELOW: Admissions and Discharges from Guy Indian Residential School, March 1943. Detail from Library and Archives Canada/Department of Indian Affairs and Northern Development fonds/Reel C-8689. https://archive.org/details/School_Files_Series-RG10_c-8689/page/n1203/mode/2up

There is no indication that Elie Caribou was relocated from Dynevor Indian Hospital to another care center, so although the name of the hospital is not indicated in these records, we proceed on the assumption that Caribou passed away at Dynevor Hospital on 24 April 1943. That is the information that we begin with in the search for his burial site.

■ Joseph Michel died at Dynevor Indian Hospital

We can find Joseph Michel's name on the NCTR's Memorial List for the Sturgeon Landing school. Looking at the Admissions and Discharges and Quarterly Returns records, as outlined above in Elie Caribou's case, allows us to follow Michel from the school to the "sanatorium" and to learn of his January 1943 death "at the hospital." In this case, however, as in many others, the records only tell us that he was admitted to a TB hospital but not to which specific hospital he was transferred. We can, however, search for his death record in the Vital Statistics online database and order the full records. <https://nctr.ca/residential-schools/saskatchewan/sturgeon-landing/>.

To learn more, we can use a wildcard search to find what may possibly be the record of Joseph Michel's death, although his last name is spelled "Michael" in the Vital Statistics database. We found the online record below and ordered the full death record from Vital Statistics.

■ "Joseph Michael," died 08 January 1943, St. Andrews, age 10 years.

Note that dates of birth and ages can vary across different records, so discrepancies do not necessarily indicate that these are not the same individuals.

As with Elie Caribou, we can look for more School Files for Joseph Michel while we wait for the Vital Statistics record to arrive.

RESULT: FILE REFERENCE

UNITS OF AGE: YEARS	
LAST NAME: MICHAEL	SEX: MALE
GIVEN NAMES: JOSEPH	PLACE OF DEATH: ST ANDREWS
DATE OF DEATH: 08/01/1943	REGISTRATION NUMBER: 1943,004398
AGE: 10	REGISTRATION DATE:
UNITS OF AGE: YEARS	

Look at the documents on the following pages. What do they tell us about Joseph Michel? When was he admitted to school? Did he have any siblings admitted at the same time? What was his state of health upon admission? What is the reason given for his discharge? Is his name spelled consistently in the documents? How might this affect how you search for him in the records?

The admission application and record of admission in the following pages tell us that Joseph Michel was age 7 when he was admitted to the ‘Guy Indian School’ (Sturgeon Landing Indian Residential School) on 15 August 1942. The note about health indicates that he had a skin infection that was expected to clear up in a few days, but no other health concerns.

The March 1943 Quarterly Return records state that Michel died ‘at hospital’ in January 1943. The discharge record below confirms this date, shows that he was still only 7 years old, and notes that he ‘died at the sanatorium.’

The name of the hospital is not given in any of these records, but since his online Vital Statistics death record indicates that he died at St. Andrew’s, we can make a confident assumption that he died at Dynevor Indian Hospital. We confirmed this information when his full death record arrived from Vital Statistics.

■ Albert Linklater Died at Home?

Albert Linklater was also sent to Dynevor Indian Hospital, but he eventually returned to school. Falling ill again, he was sent home, where he may have passed away.

Quarterly Returns show Albert Linklater, number 200, at the “Sanatorium” from 1941 [the earliest Quarterly Records we could find] until the end of the March quarter, 1945.

■ Albert Linklater may have died at home shortly after being discharged from school in 1947.

APPLICATION FOR ADMISSION

To the
Director of Indian Affairs,
Ottawa, Canada

Sir,—
I hereby make application for admission of the undermentioned child into the Smith's Band of Resolute Lake 1922 2
Guy Indian School Residential School; to remain therein under the guardianship of the Principal for such term as the Minister of Mines and Resources may deem proper:

Indian name of child Michel
English name Joseph
Age 7
Name of Band Parcel Benjamin
No. of ticket under which child's annuity is paid 5
Father's full name and No. Philippe Michel
Mother's full name and No. Marguerite Cook
Parents living or dead Living
State of child's health Good
Religion Roman Catholic
Does applicant speak English? No
Previously attended No school for _____ years

Philippe Michel
(Signature of father)

NOTE—If mother or guardian signs, agent must forward full explanatory note.

I hereby certify that the above application for admission has been read over and interpreted to the parent or guardian and that the contents were understood by him or her and that I witnessed his or her signature to this document.

I recommend the admission of the above child, who is of good moral character and is eligible to be admitted as a grant-earning pupil.

J. H. G. [Signature]
Signature of Missionary or other Witness

Samuel Lovell
Agent

*Principal or other official of the school must not sign as witness.

NOTE—All the above particulars must be fully given, especially the "Name of Band," "No. of ticket under which child's annuity is paid" and "Religion." The minimum age for admission is seven (7) years, except in the case of an orphan, destitute or neglected child. When application is made for the admission of such cases, full particulars should accompany the application.

FORM No. 1-A 406
R 9245

(OVER)

PHYSICAL EXAMINATION

Agency Band
Child's name *Joseph Michel* Age *7* Weight
Height Is child undernourished? *No* Has child
any defect or deformity of body or limb? *No* Any defect of vision? *No*
of hearing? *No* Any cutaneous disease or eruption? *See below*
Any signs of mental deficiency? *No* Any enlarged or broken down glands? *No*

If child has any of the above defects, describe them
*He has a skin eruption on back neck, which will clear up
in a few days with treatment.*

Pulse rate *87* Temperature *98.1* If feverish, from what cause? *A*

Has this child active tuberculosis in your opinion? *No*
If so, of what part of the body and in what stage? */*

Trachoma, or other communicable eye disease? *No* Syphilis? *No*

Describe any other condition in child or parents which would make the child an unsuitable candidate for admission to a residential school, or of which the Principal of the school should have warning

Date *July 28/42* Time of day *11 Am*

Rallye M.D.

Application for Admission for Joseph Michel, Guy Indian Residential School, Sturgeon Landing. Detail from Library and Archives Canada/Department of Indian Affairs and Northern Development fonds/Reel C-8689. https://archive.org/details/School_Files_Series-RG10_c-8689/page/n1165/mode/2up

FOLLOWING PAGES IN ORDER OF APPEARANCE:

ABOVE: Admissions and Discharges from Guy Indian Residential School, September 1943, showing the admission of Joseph Michel. Detail from Library and Archives Canada/Department of Indian Affairs and Northern Development fonds/Reel C-8689. https://archive.org/details/School_Files_Series-RG10_c-8689/page/n1189/mode/2up

BELOW: Quarterly Return, Sturgeon Landing or Sturgeon Weir Indian Residential School, March 31, 1943. Detail from Library and Archives Canada/Department of Indian Affairs and Northern Development fonds/Reel C-8687. https://archive.org/details/School_Files_Series-RG10_c-8687/page/n1471/mode/2up

ABOVE: Admissions and Discharges from Guy Indian Residential School, March 1943. Detail from Library and Archives Canada/Department of Indian Affairs and Northern Development fonds/Reel C-8689. https://archive.org/details/School_Files_Series-RG10_c-8689/page/n1203/mode/2up

BELOW: Admissions and Discharges from Guy Indian Residential School, September 1940. Detail from Library and Archives Canada/Department of Indian Affairs and Northern Development fonds/Reel C-8689. https://archive.org/details/School_Files_Series-RG10_c-8689/page/n1049/mode/2up.

Application for Admission for [Henry] Linklater, Guy Indian Residential School, Sturgeon Landing. Detail from Library and Archives Canada/Department of Indian Affairs and Northern Development fonds/Reel C-8689. https://archive.org/details/School_Files_Series-RG10_c-8689/page/n1005/mode/2up

Application for Admission for [Henry] Linklater, Guy Indian Residential School, Sturgeon Landing. Detail from Library and Archives Canada/Department of Indian Affairs and Northern Development fonds/Reel C-8689. https://archive.org/details/School_Files_Series-RG10_c-8689/page/n1005/mode/2up

ABOVE: Quarterly Return, Sturgeon Landing or Sturgeon Weir Indian Residential School, June 30, 1945. Detail from Library and Archives Canada/Department of Indian Affairs and Northern Development fonds/Reel C-8687. https://archive.org/details/School_Files_Series-RG10_c-8687/page/n1569/mode/2up

BELOW: Admissions and Discharges from Guy Hill/Sturgeon Landing Indian Residential School, July – September 1947. Detail from Library and Archives Canada/Department of Indian Affairs and Northern Development fonds/Reel C-8689. https://archive.org/details/School_Files_Series-RG10_c-8689/page/n1641/mode/2up

ADMISSION OF PUPILS AT Guy Indian Residential Boarding SCHOOL DURING September 1942 QUARTER, 1942

No.	NAME	Date of Admission	Age on Admission	No. of Tickets under which Child's Ancestry is paid	HAND	NAME OF PARENTS AND LIVING OR DEAD (Insert L. for living, D. for dead, after name)		Religion of Parents	State of Education upon entering the School	Place and period of Previous Education
						Father	Mother			
227	Wellington Moose	15/8/42	11		Nelson House	Murdo Moose	Edna Spence	R.Cath.	None	
228	Joseph Michel	" " "	7		Brochel	Philip Michel	Marguerite Cook	" "	None	
0194	Marguerite Cook	" " "	7		Peter Ballentyne	John Cook	Sophie Seuteux	" "	None	
0196	Helen Bear	" " "	9		" " "	Pierre Bear	Louisa Bighetty	" "	None	
0196	Ether Merasty	" " "	9		" " "	Thomas Merasty	Elice Linceter	" "	None	
0197	Therese Colomb	" " "	10		Mathias Colomb	Pierre Colomb	Elizabeth Sinclair	" "	None	
0198	Victoire Colomb	" " "	12		" " "	William Colomb	Helene Wood	" "	None	
0199	Liliane Wood	" " "	15		Nelson House	Sandy Wood	?	" "	None	

DISCHARGE OF PUPILS

No.	NAME	Date of Discharge	Age on Discharge	PERIODS IN THE SCHOOL			STATE OF EDUCATION		Trade or Industry Taught and Proficiency in it	REMARKS UPON DISCHARGE REASONS FOR SAME
				Years	Months	Days	On Admission	On Discharge		
180	Regent Okimaw	15/8/42	10	2			None	Fair	kept by his parents	
185	Wilbrod Dumas	15/8/42	12	1			None	Fair	kept by his parents for weakness	
186	Emile Sinclair	" " "	13	2			None	Good	kept by his parents for help	
194	Edward Moses Constant	" " "	13	1			None	Fair	kept by his parents. Was not in school last year.	
0115	Marie Anns Caribou	" " "	13	6			None	Good	kept by her parents for help	
0126	Therese Cook	" " "	14	5			None	Good	was not in school last year	
0134	Marie Adele Caribou	" " "	13	5			None	Good	kept by her parents for help	
0138	Bibiane Ballentyne	" " "	14	5			None	Very good	as house keeper; kept by her parents	

NOTE:—One or more of these forms should be forwarded with each quarterly return and full particulars should be given regarding all pupils either admitted or discharged during the quarter.

INDIAN RESIDENTIAL SCHOOL QUARTERLY RETURN

Agency Sturgeon Landing on Sturgeon Hill School at Sturgeon Landing on Sturgeon Hill Reserve for Quarter ended March 31st 1943

REGISTER NUMBER	NAMES OF PUPILS	AGE	BOY	GIRL	BAND OR RESERVE	CLASS OF STUDY								STANDING IN CLASS			TRADE OR OTHER INDUSTRY	DATE OF ENTRANCE TO SCHOOL	ATTENDANCE		REMARKS AS TO PROGRESS, ETC., REASON FOR ABSENCE, DATE OF ABSENCE, WHETHER AUTHORIZED OR NOT
						Grade 1	"	"	"	"	"	"	"	"	"	High School			Very Good	Good	
	Brought forward	53				16	12	7	4	6	5	3					4230	3475			
316	C. Conrad Bear	13	1		Bellevue									A			15/4/41	90	45		
217	Elie Bear	10	1		"									A			15/4/41	90	45		
218	Stanley Lavoie	7	1		Sturgeon L.									A			15/4/41	90	45		
217	Berger Lavoie	7	1		Bellevue									A			15/4/42	90	45		
223	Agnes Sinclair	11	1		"									A			15/4/42	90	45		
221	Edward Ballentyne	13	1		Bellevue									A			15/4/42	90	45		
222	Lidley C. H. Caribou	5	1		"									A			15/4/42	90	45		
223	Charles Caribou	9	1		"									A			15/4/42	90	45		
224	Les Linceter	11	1		Nelson H.									A			15/4/42	90	45		
225	Jimmy Linceter	9	1		"									A			15/4/42	90	45		
226	Nelson P. Spence	7	1		"									A			15/4/42	90	45		
227	Wellington Moose	11	1		"									A			15/4/42	90	45		
228	Joseph Mitchell	7	1		Brochel L.									A			15/4/42	—	—	Died at the hospital in Jan	
0171	Melanie Caribou	14		1	Bellevue									A			27/3/32	90	45		
0172	Henriette Caribou	12		1	"									A			27/3/32	90	45		
0182	Lucia Head	17		1	Cambridge									A			14/1/32	90	45		
0111	Josephine Merasty	11		1	Bellevue									A			15/4/35	90	45		
0124	Angeline Marie	14		1	"									A			15/4/35	90	45		
0125	Sarah Head	10		1	Cambridge									A			15/4/35	90	45	TOTAL number of days in Quarter	
0127	Carlina Mitchell	12		1	Bellevue									A			1/11/36	90	45	AGGREGATE number of days pupils in residence during Quarter	
0128	Nancy Dumas	11		1	Bellevue									A			15/4/36	90	45		
0137	Agnes Ballentyne	11		1	Bellevue									A			15/4/36	90	45	AVERAGE attendance of pupils during Quarter	
0141	Eric Charlotte	15		1	Bellevue									A			15/4/36	90	45		
0142	Lucie Merasty	8		1	Bellevue									A			15/4/37	90	45	AMOUNT of per capita grant due for Quarter	
0143	M. Bella Merasty	10		1	"									A			15/4/37	90	45	\$	
TOTALS			66	13		TOTAL	27	15	7	5	6	5					TOTAL	6370	3175		

NOTE—Additions to be correctly made and entered at the foot of column.

APPLICATION FOR ADMISSION

To the
Deputy Superintendent General
of Indian Affairs,
Ottawa, Canada.

July 27th, 1940.....19.....

Sir,—

I hereby make application for admission of the undermentioned child into
the ~~QWS~~ Indian School..... Residential School; to remain
therein under the guardianship of the Principal for such term as the Department
of Indian Affairs may deem proper:

Indian name of child.....

English name..... *Henry Lincler*

Age..... *8 years old*

Name of Band..... *Peter Ballantyne Band*

No. of ticket under which child's annuity is paid..... *283*

Father's full name and No. *Andre Lincler 283*

Mother's full name and No. *Angelique Halkett 283*

Parents living or dead..... *Living*

State of child's health..... *Good*

Religion..... *R. Catholic*

Does applicant speak English?..... *No*

Previously attended..... *No*..... school for..... years.

Andre Lincler
(Signature of Father)

NOTE—If mother or guardian signs, agent must forward full explanatory note.

I recommend the admission of the above child, who is of good moral character and is eligible to be admitted as a grant-earning pupil.

I hereby certify that the above application for admission has been read over and interpreted to the parent or guardian and that the contents were understood by him or her and that I witnessed his or her signature to this document.

Rev. Fr. M. Morin U.M.
(Signature of Missionary or other Witness)

Samuel Lovell
Agent

*Principal or other official of the school must not sign as witness.

NOTE—All the above particulars must be fully given, especially the "Name of Band," "No. of ticket under which child's annuity is paid" and "Religion." The minimum age for admission is seven (7) years, except in the case of an orphan, destitute or neglected child. When application is made for the admission of such cases, full particulars should accompany the application.

Form No. 21. (OVER)

Agency

School

19

CERTIFICATE OF HEALTH

Annuity Ticket, Name and Number and Band of Parent or Guardian:—

Candidate's Name..... *Albert Lindblat*

..... *Peter Ballentyne*

Age..... *8 yrs*

Height..... *4 3/4*

Weight..... *?*

State defects of limbs, if any..... *none*

State defects of eyesight, if any..... *none*

State defects of hearing, if any..... *none*

State signs of scrofula or other forms of tubercular disease, if any..... *none*

Describe what cutaneous disease, if any..... *none*

State whether subject to fits..... *no*

State whether child has had small-pox..... *no*

State whether vaccinated, and if so, in what year..... *1940*

Is this candidate generally of sound and healthy constitution, and fitted to enter an Indian School?..... *yes*

Temp. *98.4*

Pulse *70*

I certify that I have made a personal examination of the above-named applicant, and that the answers set down by me are correct.

July 27/40 11 A.M.

W. J. Galemer M.D.

N.B.—No child suffering from scrofula or any form of tubercular disease is to be admitted to school; if in any special case it is thought that this rule should be relaxed, a report should be made to the Department setting forth the facts.

INDIAN RESIDENTIAL SCHOOL QUARTERLY RETURN

The Pas Agency
 REPORT of the Guy School at Sturgeon Landing on Sturgeon-Weir Reserve for Quarter ended June 30, 1945.

REGISTER NUMBER	NAME OF PUPIL	AGE	SEX	CORN	BAND OR RESERVE	CLASS OF STUDY										STANDARD IN CLASS			TRADE OR OTHER INDUSTRY	Number of Days in Trade or Quarter	DATE OF ENTRANCE TO SCHOOL	ATTENDANCE		REMARKS AS TO PROGRESS, ETC. REASON FOR AGENCY DATE OF ABSENCE, WHETHER AUTHORIZED OR NOT	
						Book 1	"	"	"	"	"	"	"	"	"	"	"	High School				Low	Med		High
149	Cyrille Daniel	15	1		Pakitawagan									1								16-8-36	91	50	
151	Patrice Bighetty	13	1		South End					1												15-8-36	91	50	
155	Napoleon Michel	10	1		Pelican					1												1-8-37	91	50	
159	Harry Bighetty	14	1		Pakitawagan								1									15-8-37	91	50	
160	George Moose	14	1		Split Lake					1												24-8-37	91	50	
169	William Stwap	12	1		Cumberland					1												22-1-38	91	50	
172	Hubert Morin	12	1		Pelican									1								15-8-38	91	50	
174	Henry Cursiteur	13	1		Pelican					1												15-8-38	91	50	
177	Thomas Laliberte	13	1		Cumberland					1												15-8-38	-	-	Truant
178	Leo Sautoux	12	1		South End					1												15-8-38	91	50	
179	Rodrigue Cursiteur	14	1		South End					1												15-8-38	91	50	
182	Andrew Turner	14	1		The Pas								6									15-8-38	91	50	
185	Pierre Caribou	12	1		Pakitawagan								1									15-8-39	91	27	
187	Rodrigue Thomas	10	1		South End					1												15-8-39	91	50	
188	Hermengilde Morin	10	1		Pelican					1												15-8-39	91	50	
190	Andrew Cursiteur	10	1		Pelican					1												15-8-39	-	-	Sick at home
196	Emile Morin	15	1		Pelican								1									15-8-40	91	50	
197	Frank Morin	13	1		South End					1												15-8-40	91	50	
198	Arthur Bighetty	12	1		Pakitawagan					1												15-8-40	91	50	
199	Saul Cursiteur	12	1		Pelican					1												15-8-40	92	50	
200	Albert Linklater	13	1		Brochet																	"	73	14	Arrived from Sanatorium 19-4-45
203	Adolphe Cook	12	1		South End					1												"	91	50	AGGREGATE number of days pupils in residence during Quarter
206	Daniel Linklater	13	1		Pelican					1												15-8-41	91	50	
207	Kenneth Spence	11	1		Indian L.					1												15-8-41	-	-	TRUANT AVERAGE attendance of pupils during Quarter
208	John Ellis Spence	10	1		Indian L.					1												15-8-41	-	-	TRUANT
211	Simon Bighetty	12	1		Pakitawagan					1												"	91	50	AMOUNT of per capita grant due for Quarter
212	Philippe Castel	12	1		Pakitawagan					1												"	91	50	\$
213	Pierre Castel	11	1		"					1												"	91	50	
TOTALS		28			TOTALS	5	7	2	2	2												TOTALS	2166	1141	

NOTE: Additions to be correctly made and entered at the foot of column.

Form No. I. A. 411
 R. 1407

Page 1

ADMISSION OF PUPILS AT Guy - Sturgeon Landing SCHOOL DURING July-September QUARTER, 1947

No.	NAME	Date of Admission	Age at Admission	No. of Tickets under which Child's AGENCY is paid	BAND	NAME OF PARENTS AND LIVING OR DEAD (Insert L. for living, D. for dead after name)		Religion of Parents	State of Education upon entering the School	Place and period of Previous Education
						Father	Mother			
278	Emile Ballentyne	15-8-47	9		Pelican Narrows	Leonile Ballentyne	Charlotte Cursiteur	R.C.	none	
279	Salomon Morin	"	9		"	Daniel Morin -L.	Nancy Cursiteur-L.	"	"	
280	William Ballentyne	"	12		South End	Rephel Ballentyne	Anne Merasty	"	"	
281	Auguste Morin	"	11		"	Arthur Morin -L.	Elizabeth Cursiteur	"	"	
282	Jean Baptiste Bird	"	10		"	Daniel Bird -L.	Rosalie Bighetty	"	"	
283	Harry Colomb	"	9		Pakitawagan	Marcel Colomb-L.	Rosee Bighetty	"	"	
284	Emile Bighetty	"	10		"	Joseph Bighetty-L.	Catherine Charles	"	"	
285	Simon Bighetty	"	10		"	George Bighetty-L.	Henriette Dumas-L.	"	"	

DISCHARGE OF PUPILS

No.	NAME	Date of Discharge	Age at Discharge	PERIODS IN THE SCHOOL			STATE OF EDUCATION		Trade or Industry Taught and Proficiency in it	REMARKS UPON DISCHARGE REASONS FOR SAME
				Years	Months	Days	On Admission	On Discharge		
151	Patrice Bighetty	15-8-47	15	11			none	good	Fair at woodwork; notions in poultry, garden, leather.	Of age.
178	Leo Sautoux	15-8-47	15	8			"	"	Same as above	Of age. (Died at home Sept. 21, 47)
200	Albert Linklater	"	16	4	7		"	"	"	Of age.
206	Daniel Linklater	"	15	5			"	"	"	Kept home since June 1946.

NOTE:—One or more of these forms should be forwarded with each quarterly return and full particulars should be given regarding all pupils either admitted or discharged during the quarter.

FOLLOWING PAGE: Photo used with permission of the Lung Association, Manitoba Inc. Sanatorium Board of Manitoba, Manitoba Sanatorium for Consumptives Third Annual Report for the Year Ending December 31st, 1913: Including the Financial Statement for the Year Ending March 31st, 1914, (Winnipeg: 1914), 5.

HOSPITAL- SPECIFIC RESEARCH PAGES

In this section you will find information about researching these specific institutions:

The Dynevor Indian Hospital

Brandon Indian Sanatorium

St. Boniface / St. Vital Sanatorium

Norway House Indian Hospital

Pine Falls Indian Hospital
at Fort Alexander

Clearwater Lake Indian Hospital

Ninette Sanatorium

Fort Churchill Military Hospital

Fisher River Indian Hospital



Dynevor Indian Hospital



Dynevor Indian Hospital. Photo used with permission of the Lung Association, Manitoba Inc. Sanatorium Board of Manitoba, *Report for the Year 1939*, (Winnipeg: 1939), 16.

Dynevor Indian Hospital was operated by the Anglican Church from 1896 until it was purchased in 1939 by the Government of Canada. After 1939, the federal government funded and operated the hospital through an agreement with the Sanatorium Board of Manitoba. You can learn about this history at <https://mb.lung.ca/about-us/history.html>.

The Dynevor Indian Hospital continued to operate as a federally funded Indian hospital until it was closed in 1957. The 20 patients residing at the hospital when it closed in 1957 were sent to the Brandon Indian Sanatorium.

Some patients who died at the Dynevor Hospital, and particularly Anglican patients, are buried in the cemetery at St. Peter's Dynevor Anglican Church located across the Red River from the hospital. Patients from other faith communities might be buried in different cemeteries.

WHERE SHOULD I BEGIN?

Before you begin your search, read "Where Do I Begin?" and the "Research Tips" found in Part One of this guide.

Depending on where your family or community member lived there are several “first stop” sources where researchers can begin. *You may also find it helpful to come back to these sources if you have started somewhere else but hit a dead-end in your research.*

Your research will take time - maybe a lot of time, depending on how quickly various organizations respond to your requests. Start the process of contacting them and requesting records as soon as possible.

Before you contact the archives or records organizations, it is good to have some basic information handy, including:

- names, including any alternates (maiden names, step-parent names, nicknames, etc.)
- where you think the person died or where they might be buried
- general time frame, especially an idea of when they may have passed away.

This last piece of information is especially important for locating burial records, which sometimes contain personal health information (e.g., the cause of death). In those cases, that record may be restricted, and you may have to wait a certain amount of time after a person’s death to access the records. In Manitoba, death records become unrestricted 70 years after death at which point some of the information becomes available in the Manitoba Vital Statistics online database. See the Manitoba Vital Statistics section in the Research Case Study section in Part One for additional information.

You can find a fillable checklist in Appendix A at the end of this guide

1. RECORDS OF THE SANATORIUM BOARD OF MANITOBA

Most of the surviving records of the Sanatorium Board are held by the Archives of Manitoba. Access to records that include information that may identify individual patients is restricted under the Manitoba Personal Health Information Act. You can view this legislation at <https://www.gov.mb.ca/health/phia/index.html>.

You can request that a search be performed in these restricted records, including the SBM Central Tuberculosis Register, to see if there is information about a specific patient. To request these records, you can fill out and submit a Personal Health Information Act (PHIA) request. You can download the form to make a PHIA request at <https://www.gov.mb.ca/health/phia/docs/access.pdf>. Requests for PHIA searches can only be made by the patient, a person the patient designates, or a family member of the patient if the patient has passed away.

These PHIA request forms *are not designed for historical record requests* and the form may ask you to provide information or proof that is not available to you. That's okay. Just fill in the information that you have and indicate how you are related to the patient in question.

2. THE MANITOBA VITAL STATISTICS DATABASE

Many of the deaths that occurred at the Dynevor Indian Hospital were recorded with Manitoba's Vital Statistics Agency. If the death occurred more than 70 years ago, you can search for the person's name in the Manitoba Vital Statistics online database at <https://vitalstats.gov.mb.ca/Query.php>. The database is updated every three months, so deaths that occurred between October and December of a year may not be added until sometime after January.

Using this database may be easier if you know a few tricks that are discussed in Part One. You can find an example of how the database can provide information related to burial sites in the "Research Case Study: Manitoba Vital Statistics and Indian Residential School Students," also in Part One.

Note: If you are looking for a family member who may have passed away less than 70 years ago, you can contact the Vital Statistics Agency and ask if you are able to request their death record. They may or may not be able to help in this situation, but you can ask.

3. THE NANILAVUT INITIATIVE

If you are searching for an Inuit patient from the Inuvialuit Settlement Region, you can contact the Nanilavut Initiative at <https://irc.inuvialuit.com/service/nanilavut-initiative>. The Nanilavut Initiative was established following the Qikiqtani Truth Commission to help Inuvialuit and Inuit from across Canada locate lost loved ones who did not return home after being sent to southern hospitals during the tuberculosis epidemic of the 1940s to the 1960s.

4. GOVERNMENT OF THE NWT: MEDICAL PATIENT SEARCH PROJECT

If you are searching for a patient connected to the Northwest Territories, the Government of the Northwest Territories may be able to assist you through their Medical Patient Search Project by searching records located in the NWT Archives. You can contact them through their website at <https://www.nwtarchives.ca/>.

WHAT SOURCES CAN I CONSULT THAT ARE SPECIFIC TO THE DYNEVOR INDIAN HOSPITAL?

5. ARCHIVES OF THE DIOCESE OF RUPERT'S LAND

Sacramental Registers for many Anglican cemeteries can be found at the Archives of the Anglican Diocese of Rupert's Land <https://www.rupertsland.ca/resources/archives>. These records include those for St. Peter's Dynevor Anglican Church, where some of the patients from the Dynevor Indian Hospital were buried, along with other cemeteries as well. The general boundaries of the Diocese of Rupert's Land can be seen here <https://www.anglican.ca/about/organization/dioceses/map/>.

If your search involves Manitoba, the records are likely with the Archives of the Diocese of Rupert's Land, with the Diocese of Brandon, located in Brandon, or with the Ministry of Mishamakweesh, Indigenous Spiritual (formerly the Diocese of Keewatin) Archives held at the General Synod Archives in Toronto. In many cases, researchers will be interested in these archives' sacramental records: baptism, marriage, and burials.

5A. DYNEVOR INDIAN HOSPITAL RECORDS AT THE DIOCESE OF RUPERT'S LAND ARCHIVES

The Archives of the Anglican Diocese of Rupert's Land holds parish records that are generally more detailed than those for other churches. This includes a map (or partial map) for the St. Peter's Dynevor Anglican cemetery that includes names in some of the plot listings. Burials relating to the Dynevor Indian Hospital appear to be mostly located in one section of the cemetery.

The Rupert's Land Diocese's Archives also hold some burial permits for the hospital. There are records of Anglican services held at the Dynevor Hospital and at parishioners' homes at this archive as well. Although they may not be particularly detailed, a researcher might be able to gain some information from them. There are also a few photos of the Dynevor Hospital, and of patients in this archive. To request records or information, email the Diocese archivist at archives@rupertsland.ca.

6. NOTRE DAME CATHOLIC CHURCH, SELKIRK

We know that some patients from the Dynevor Hospital are buried at Notre Dame Catholic Cemetery in Selkirk, Manitoba. The Notre Dame Catholic Church holds the records for this and for the St. Michael Catholic Cemetery, which might have had patient burials there as well. Their website here <http://ndparish.ca/>.

7. DENOMINATIONS BESIDES ANGLICAN OR CATHOLIC

If the person you are looking for was not Anglican or Catholic, you may want to contact these archives:

- United Church: Conference of Manitoba, Northwestern Ontario, and All Native Circle Conference <http://uccarchiveswinnipeg.ca/greetings/>
- United Church of Canada Archives <https://www.unitedchurcharchives.ca/>
- Presbyterian Church in Canada Archives <https://presbyterianarchives.ca>
- Archdiocese of Keewatin/LePas <https://archdioceseofkeewatinlepas.ca/wp/archives-office/>
- Archdiocese of St. Boniface <https://www.archsaintboniface.ca/main.php?p=856#gsc.tab=0>
- Archdiocese of Winnipeg <https://www.archwinnipeg.ca/main.php?p=37>

8. SOCIÉTÉ HISTORIQUE DE SAINT-BONIFACE (ST. BONIFACE HISTORICAL SOCIETY)

The Société historique de Saint-Boniface <https://archivesshsb.mb.ca/> hosts some religious records. These may include burial records from the Archdiocese of Keewatin-Le Pas, including the Clearwater Lake Indian Hospital/St. Anthony's Hospital in The Pas, the St. Boniface Hospital/Sanatorium, Ninette, and possibly others.

You may find information or even photographs by searching for names and places in their database, but their online database does not include burial registers. For this, you will need to speak with an archivist directly. Researchers will have to get permission from the originating organization to access sacramental and health-related records.

Services at SHSB are provided in French and English.

9. THE MANITOBA GENEALOGICAL SOCIETY

The Manitoba Genealogical Society (MGS) has a wealth of cemetery transcriptions and knowledgeable volunteers. Some of their resources are available online for free, but the best access is provided through purchasing a membership for a small fee. <https://mbgenealogy.com/>

Members and non-members can search the online Manitoba Names Index (MANI). You may need to try various spellings in your searches. Many of the missing TB patients were not memorialized in a published obituary or with a headstone, so the public-facing online database may not be as helpful as some of the transcriptions the MGS holds in their collections. These transcriptions are only accessible on-site at regional MGS locations or through the members-only section of the MANI database.

There are regional MGS sites across the province. If you cannot find what you need online and/or cannot attend a regional site, you can hire a volunteer to help you search through the MGS holdings.

They have a transcription of burials at the St. Peter's Dynevor Cemetery and of some of the Gilbert Funeral Home's records.

10. FUNERAL HOMES

Records indicate that the Gilbert Funeral Home in Selkirk, Manitoba, and one of its predecessors handled the burials of at least some of the patients who passed away at the Dynevor Indian Hospital.

You can contact the Gilbert Funeral Home through their website <https://www.gilbertfuneralhome.com/>.

Gilbert Funeral Home
309 Eveline Street
Selkirk, MB R1A 1M8
Tel: 1-204-482-3271
Fax: 1-204-482-7648

The Manitoba Genealogical Society has an index of some the Gilbert Funeral Home's records.

11. OTHER HOSPITALS

Patients could move back and forth between Dynevor Hospital and other hospitals in the area. Dynevor did not have an operating room nor was it equipped to handle labour and delivery, for instance, so babies were likely born at the Selkirk General Hospital. Some patients may have passed away at the Selkirk Mental Health Centre.

You can make a PHIA Request for patient records if you think that the person you are looking for may have died at one of these facilities. You can download the form here <https://www.gov.mb.ca/health/phia/docs/access.pdf>.

12. RG 10 INDIAN HOSPITAL SCHOOL FILES

Brandon Indian Sanatorium, Dynevor Indian Hospital, Clearwater Lake Indian Hospital, the Ninette Sanatorium, and the St. Boniface Sanatorium had schools in the hospitals. In the case of the Brandon Indian Sanatorium and the two Manitoba Indian hospitals, the hospital schools were federally funded and were inspected by federal authorities. They were subject to regular reporting, including pupil lists. These lists can confirm that an individual was a patient at a specific hospital. Pupils were not always limited to young people and can include adult patient-students as well.

The school inspection records are held in Library and Archives Canada (LAC) collections. Some of these records are open and available online, others must be requested through LAC via an Access to Information and Privacy (ATIP) Online Request <https://library-archives.canada.ca/eng/services/public/access-information-privacy/Pages/access-information-privacy.aspx>. You can also contact LAC at <https://library-archives.canada.ca/eng/corporate/contact-us/Pages/contact-us.aspx> to help locate records that might be relevant but are not necessarily obvious from LAC database searches.

You can access RG 10 Hospital School Files in a few ways:

- The National Centre for Truth and Reconciliation (NCTR) <https://archives.nctr.ca/> has some of the RG 10 School Files available online, but the records are not complete. In particular some of the Admissions and Discharges files are missing
- The RG 10 School Files are digitized via the LAC website at <https://www.bac-lac.gc.ca/eng/discover/mass-digitized-archives/school-files-1879-1953/Pages/school-files-1879-1953.aspx>.

Heritage Canadiana <https://heritage.canadiana.ca/> is another resource for hospital school records. Heritage Canadiana is the online repository for some non-restricted

files that LAC has digitized. To figure out if the file that you want to view is available online through Heritage Canadiana, follow these steps:

1. Locate the file in the LAC online catalogue.
2. Determine if the catalogue listing has a microfilm number. Note the volume and file number in the LAC online listing.
3. Cross-reference that microfilm number by searching for it on Heritage Canadiana.
4. Once you have located the reel on Heritage Canadiana, locate the volume that you are looking for (these are usually in numerical order on the microfilm). Once you are in the area of that volume number, look for the file number.

EXAMPLE

On the LAC website, perform a Collections Search <https://recherche-collection-search.bac-lac.gc.ca/eng/Home/Search> for keywords relating to the topic you are searching for. In this case, we searched for “Brandon sanatorium school.”

This search brings up several search results, including Portage La Prairie Agency - Inspector’s Report On The Brandon Sanatorium School.

The listing indicates that these documents can be found on LAC microfilm reel C-13880.

RESULT: FILE REFERENCE

The screenshot shows the LAC website interface. At the top, there is the Government of Canada logo and the text 'Government of Canada' and 'Gouvernement du Canada'. Below this is a dark blue header with 'Collection Search' and a 'Sign In' button. The main content area features the title 'PORTAGE LA PRAIRIE AGENCY - INSPECTOR'S REPORT ON THE BRANDON SANATORIUM SCHOOL' in large, bold, black letters. Below the title is a blue bar with a dropdown menu set to 'Record Information - Brief'. Underneath, the following information is displayed: 'Hierarchical level: File', 'Date: 1952-1960', 'Reference: RG10, Volume number: 8449, Microfilm reel number: C-13800, File number: 511/23-5-006, File part: 1', and 'File no. (creator): 511/23-5-006'. A small blue plus icon is visible in the bottom right corner of the record information section.

The following are some LAC files about the Dynevor Indian Hospital school that may be useful to your search. The files can be found at the Heritage Canadian website here: https://heritage.canadiana.ca/view/oocihm.lac_reel_c9699/1064. Please note that these files focus more on staff and on the operation of the school. Library and Archives Canada may hold student lists for this school, but you might have to request them through an Access to Information request.

CLANDEBOYE AGENCY - CORRESPONDENCE REGARDING THE DYNEVAR INDIAN HOSPITAL SCHOOL.

Date: 1946-1959

Reference: RG 10, volume/box number: 7193, file number: 506/25-1-015.
Textual material. [Conditions of access Open]. Government. File.

RG 10, volume number: 7193, microfilm reel number: C-9699, file number: 506/25-1-015.

Heritage Canadiana link: https://heritage.canadiana.ca/view/oocihm.lac_reel_c9699/1064?r=0&s=1

CLANDEBOYE AGENCY - REPORT CONCERNING A TEACHER AT DYNERIOUS INDIAN HOSPITAL SCHOOL.

Date: 1951-1956

Reference: RG 10, volume/box number: 8448, file number: 506/23-5-015.
Textual material. [Conditions of access Open]. Government. File.

RG 10, volume number: 8448, microfilm reel number: C-13799, file number: 506/23-5-015.

Heritage Canadiana link: https://heritage.canadiana.ca/view/oocihm.lac_reel_c13799/2134

Clearwater Lake Indian Hospital



Clearwater Lake Hospital, The Pas. Photo used with permission of the Lung Association, Manitoba Inc. Sanatorium Board of Manitoba, *Annual Report 1964*, (Winnipeg: 1964), 65.

The site that housed the Clearwater Lake Indian Hospital was built during the Second World War by the United States military as an evacuation hospital. In 1945, the Canadian government purchased the site and converted the buildings into an Indian hospital. Like the Dynevor Indian Hospital and the Brandon Indian Sanatorium, Clearwater Lake Indian Hospital was funded by the federal government and operated by the Sanatorium Board of Manitoba until it closed in 1965.

Clearwater Lake patients seem to have been particularly mobile. Because the facility had little equipment when it first opened, some patients were admitted to or had surgery at St. Anthony's Hospital in The Pas. In addition, patients who were sent to the Clearwater Lake Indian Hospital were sometimes transferred to other facilities. In 1955, Inuit patients travelled from their home communities to Churchill, then to the Clearwater Lake Indian Hospital. From there, some were sent on to either the Dynevor Indian Hospital or the Brandon Indian Sanatorium. In 1962, patients from the Mountain Sanitorium in Hamilton, Ontario, were transferred to the Clearwater Lake Indian Hospital, then when it closed in 1965, the approximately 50 remaining patients there were sent to the Ninette Sanatorium.

WHERE SHOULD I BEGIN?

Before you begin your search, read “Where Do I Begin?” and the “Research Tips” found in Part One of this guide.

Depending on where your family or community member lived there are several “first stop” sources where researchers can begin. *You may also find it helpful to come back to these sources if you have started somewhere else but hit a dead-end in your research.*

Your research will take time - maybe a lot of time, depending on how quickly various organizations respond to your requests. Start the process of contacting them and requesting records as soon as possible.

Before you contact the archives or records organizations, it is good to have some basic information handy, including:

- names, including any alternates (maiden names, step-parent names, nicknames, etc.)
- where you think the person died or where they might be buried
- general time frame, especially an idea of when they may have passed away.

This last piece of information is especially important for locating burial records, which sometimes contain personal health information (e.g., the cause of death). In those cases, that record may be restricted, and you may have to wait a certain amount of time after a person’s death to access the records. In Manitoba, death records become unrestricted 70 years after death at which point some of the information becomes available in the Manitoba Vital Statistics online database. See the Manitoba Vital Statistics section in the Research Case Study section in Part One for additional information.

You can find a fillable checklist in Appendix A at the end of this guide

1. RECORDS OF THE SANATORIUM BOARD OF MANITOBA

The Sanatorium Board of Manitoba (SBM) ran the Clearwater Lake Indian Hospital from its opening in 1945 until it closed in 1965.

Most of the surviving records of the Sanatorium Board are held by the Archives of Manitoba. Access to records that include information that may identify individual patients is restricted under the Manitoba Personal Health Information Act. You can view this legislation here <https://www.gov.mb.ca/health/phia/index.html>.



A nurse Lydiann Cressman and patient Jamsie Japotee make beds in a Clearwater Lake Sanatorium ward. Photo used with permission of the Lung Association, Manitoba Inc.



Boys Ward P, Clearwater Lake Indian Hospital, c. 1957. Mennonite Archives of Ontario, CA MAO XIV-3.11.5-47.

You can request that a search be performed in these restricted records, including the SBM Central Tuberculosis Register, to see if there is information about a specific patient. To request these records, you can fill out and submit a Personal Health Information Act (PHIA) request. You can download the form to make a PHIA request at <https://www.gov.mb.ca/health/phial/docs/access.pdf>. Requests for PHIA searches can only be made by the patient, a person the patient designates, or a family member of the patient if the patient has passed away.

These PHIA request forms *are not designed for historical record requests* and the form may ask you to provide information or proof that is not available to you. That's okay. Just fill in the information that you have and indicate how you are related to the patient in question.

2. THE MANITOBA VITAL STATISTICS DATABASE

Many of the deaths that occurred at the Clearwater Lake Indian Hospital were recorded with Manitoba's Vital Statistics Agency. If the death occurred more than 70 years ago, you can search for the person's name in the Manitoba Vital Statistics online database <https://vitalstats.gov.mb.ca/Query.php>. This database is updated every three months, so deaths that occurred between October and December of a year may not be added until sometime after January.

Using this database may be easier if you know a few tricks that are discussed in Part One. You can find an example of how the database can provide information related to burial sites in the "Research Case Study: Manitoba Vital Statistics and Indian Residential School Students" also in Part One.

Note: If you are looking for a family member who may have passed away less than 70 years ago, you can contact the Vital Statistics Agency and ask if you are able to request their death record. They may or may not be able to help in this situation, but you can ask.

3. THE NANILAVUT INITIATIVE

During its operation by the Sanitorium Board of Manitoba, there were Inuit patients at the Clearwater Lake Indian Hospital.

If you are searching for an Inuit patient from the Inuvialuit Settlement Region, you can contact the Nanilavut Initiative at <https://irc.inuvialuit.com/service/nanilavut-initiative>. The Nanilavut Initiative was established following the Qikiqtani Truth Commission to help Inuvialuit and Inuit from across Canada locate lost loved ones who did not return home after being sent to southern hospitals during the tuberculosis epidemic of the 1940s to the 1960s.

4. GOVERNMENT OF THE NWT: MEDICAL PATIENT SEARCH PROJECT

If you are searching for a patient connected to the Northwest Territories, the Government of the Northwest Territories may be able to assist you through their Medical Patient Search Project by searching records located in the NWT Archives. You can contact them through their website at <https://www.nwtarchives.ca/>.

5. THE MANITOBA GENEALOGICAL SOCIETY

The Manitoba Genealogical Society (MGS) <https://mbgenealogy.com/> has a wealth of cemetery transcriptions and knowledgeable volunteers. Some of their resources are available online for free, but the best access is provided through purchasing a membership for a small fee.

Members and non-members can search the online Manitoba Names Index (MANI). You may need to try various spellings in your searches. Many of the missing TB patients were not memorialized in a published obituary or with a headstone, so the public-facing online database may not be as helpful as some of the transcriptions the MGS holds in their collections. These transcriptions are only accessible on-site at regional MGS locations or through the members-only section of the MANI database.

There are regional MGS sites across the province. If you cannot find what you need online and/or cannot attend a regional site, you can hire a volunteer to help you search through the MGS holdings.

6. LIBRARY AND ARCHIVES CANADA

Many possibly helpful records are available through Library and Archives Canada (LAC) <https://recherche-collection-search.bac-lac.gc.ca/eng/home/index>. Broadly, LAC's collections include schools' files that may be helpful if the person you are looking for was a student at an Indian Residential School or a school located in a TB hospital. LAC also holds some records of tuberculosis surveys and some hospital admissions. For young people who entered a sanatorium, family allowance records may also be helpful in your search.

Health records, family allowance files, and some school records are restricted, but you may be able to make a request to see a particular record or records relating to yourself or a person who has passed away. The request procedure is explained online <https://library-archives.canada.ca/eng/services/public/access-information-privacy/Pages/access-information-privacy.aspx>.

WHAT SOURCES CAN I CONSULT THAT ARE SPECIFIC TO THE CLEARWATER LAKE INDIAN HOSPITAL?

7. FIND A GRAVE (FINDAGRAVE.COM)

The first place to check if you are looking for records relating to a family member who may have passed away at the Clearwater Lake Indian Hospital (or at nearby St. Anthony's Hospital) are the "Find a Grave" websites for Riverside, Lakeside, and Big Eddy / Mile 6 cemeteries.

- Riverside Catholic Cemetery
<https://www.findagrave.com/cemetery/2483830/riverside-catholic-cemetery>
- Lakeside Cemetery
<https://www.findagrave.com/cemetery/2197736/lakeside-cemetery>
- Big Eddy / Mile 6 Cemetery
<https://www.findagrave.com/cemetery/2644894/big-eddy-cemetery>

These three cemeteries all contain the graves of patients who were at the Clearwater Lake Indian Hospital. The Pas local researcher Ralph McLean has shared his exceptional research about the burials in these cemeteries via the "Find a Grave" entries; his work is well beyond what you will usually find at similar sites or at Find a Grave for other cemeteries. That said, you may still want to check other nearby cemeteries if you are not able to find your loved one in these three.

8. THE ARCHDIOCESE OF KEEWATIN-LE PAS

The Archdiocese of Keewatin-Le Pas Archives <https://archdioceseofkeewatinlepas.ca/wp/archives-office/> may have burial records for patients who died at Clearwater Lake Indian Hospital or at St. Anthony's Hospital in The Pas. If the person you are looking for might have received a Catholic burial, you can contact them with as much information as possible and request a search of their burial records.

Administrative Assistant: Nicole Helstrom
Email: chancery@keepas.ca
76 First Street West Phone: (204) 623-6152 ext. 1
P.O. Box 270
The Pas, MB R9A 1K4

9. SOCIÉTÉ HISTORIQUE DE SAINT-BONIFACE (ST. BONIFACE HISTORICAL SOCIETY)

The Société historique de Saint-Boniface <https://archivesshsb.mb.ca/> hosts some religious records. These may include burial records from the Archdiocese of Keewatin-Le Pas, including the Clearwater Lake Indian Hospital/St. Anthony's Hospital in The Pas, the St. Boniface Hospital, the St. Boniface Sanatorium, Ninette, and possibly others.

You may find information or even photographs by searching for names and places in their database, but their online database does not include burial registers. For this, you will need to speak with an archivist directly. Researchers will have to get permission from the originating organization to access sacramental and health-related records.

Services at SHSB are provided in French and English.

10. ANGLICAN ARCHIVES IN MANITOBA

The records for Anglican deaths/burials in Manitoba are generally held by Archives of the Diocese of Rupert's Land <https://www.rupertsland.ca/resources/archives>, the Diocese of Brandon <http://dioceseofbrandon.org/>, or the Indigenous Spiritual Ministry of Mishamakweesh (formerly the Diocese of Keewatin) Archives <https://mishamikoweesh.ca/> which are held at the Anglican General Synod Archives in Toronto <https://www.anglican.ca/archives/>.

Records of burials in Anglican cemeteries at and near The Pas, including some related to Elkhorn Indian Residential School and McKay Residential school, are held by the Diocese of Brandon. Contact:

Administrative Archivist
Teresa Longworth
Phone: (204) 727-2380 ext. 101
Email: info@brandon.anglican.ca

11. CATHOLIC ARCHIVES IN MANITOBA

If the person you are looking for might have been Catholic, there is a small possibility that some of the records you are looking for might be at the Archdiocese of St. Boniface <https://www.archsaintboniface.ca/main.php?p=856> or the Archdiocese of Winnipeg <https://www.archwinnipeg.ca/main.php?p=37>.

12. OTHER DENOMINATIONS

If the person you are looking for was not Anglican or Catholic, you may want to contact these archives:

- United Church: Conference of Manitoba Northwestern Ontario and All Native Circle Conference <http://uccarchiveswinnipeg.ca/greetings/>
- United Church of Canada Archives <https://www.unitedchurcharchives.ca/>
- Presbyterian Church in Canada Archives <https://presbyterianarchives.ca>

13. FUNERAL HOMES

Several of the funeral homes in The Pas are long-standing businesses dating to the period the Clearwater Lake Indian Hospital was open (and even earlier). The funeral home that handled the patient's burial may still retain records about the death and burial. Some of these businesses have changed names over the years. For the area of The Pas, this includes:

- Hemauer Funeral Home and Cremation Services (formerly Hayes Funeral Home) <https://www.hemauerfuneralhome.com>.
- The McSorely Funeral Home (formerly Dadson Funeral Home and now Grant Funeral Home & Crematorium) <https://www.dadsonfuneralhome.com/>.

14. OTHER HOSPITALS

Patients could move back and forth between other hospitals in the area. Clearwater Lake Indian Hospital was not equipped to handle labour and delivery, for instance, so babies were likely born at St. Anthony's Hospital in The Pas. You may want to make a PHIA request (as outlined above) for patient records if you think that the person you are looking for might have died at one of these facilities.

15. FEDERAL VOTERS LISTS FOR THE CLEARWATER LAKE INDIAN HOSPITAL

Ancestry.ca <https://www.ancestry.ca> has compiled Federal Voters Lists for the Clearwater Lake Indian Hospital for select years from 1949 through the 1960s. Ancestry is a paid service, but some libraries offer free public access to their collections. Voters lists for provincial or municipal elections are not included here.

16. RG 10 INDIAN HOSPITAL SCHOOL FILES

Brandon Indian Sanatorium, Dynevor Indian Hospital, Clearwater Lake Indian Hospital, the Ninette Sanatorium, and the St. Boniface Sanatorium had schools in the hospitals. In the case of the Brandon Indian Sanatorium and the two Manitoba Indian hospitals, the hospital schools were federally funded and were inspected by federal authorities. They were subject to regular reporting, including pupil lists. Pupils were not always limited to young people and can include adult-patient students as well.

The school inspection records are held in Library and Archives Canada (LAC) collections. Some of these records are open and available online, others must be requested through LAC via an Access to Information and Privacy (ATIP) Online Request <https://library-archives.canada.ca/eng/services/public/access-information-privacy/Pages/access-information-privacy.aspx>. You can also contact LAC at <https://library-archives.canada.ca/eng/corporate/contact-us/Pages/contact-us.aspx> to help locate records that might be relevant but are not necessarily obvious from LAC database searches.

You can access RG 10 Hospital School Files in a few ways:

- The National Centre for Truth and Reconciliation (NCTR) <https://archives.nctr.ca/> has some of the RG 10 School Files available online, but the records are not complete. In particular some of the Admissions and Discharges files are missing
- The RG 10 School Files are digitized via the LAC website at <https://www.bac-lac.gc.ca/eng/discover/mass-digitized-archives/school-files-1879-1953/Pages/school-files-1879-1953.aspx>.

Heritage Canadiana <https://heritage.canadiana.ca/> is another resource for hospital school records. Heritage Canadiana is the online repository for some non-restricted files that LAC has digitized. To figure out if the file that you want to view is available online through Heritage Canadiana, follow these steps:

1. Locate the file in the LAC online catalogue.
2. Determine if the catalogue listing has a microfilm number. Note the volume and file number in the LAC online listing.
3. Cross-reference that microfilm number by searching for it on Heritage Canadiana.
4. Once you have located the reel on Heritage Canadiana, locate the volume that you are looking for (these are usually in numerical order on

the microfilm). Once you are in the area of that volume number, look for the file number.

EXAMPLE

On the Library and Archives Canada website, perform a Collections Search <https://recherche-collection-search.bac-lac.gc.ca/eng/Home/Search> for keywords relating to the topic you are searching for. In this case, we searched “Clearwater Lake sanatorium school.”

This search brings up several search results, including **The Pas Agency – Inspector’s Reports on the Clearwater Lake Sanatorium Indian School**

The listing indicates that these documents can be found on LAC microfilm reel C-13801.

RESULT: FILE REFERENCE

The screenshot shows a search result for a file reference. The title is "THE PAS AGENCY - INSPECTOR'S REPORTS ON THE CLEARWATER LAKE SANATORIUM INDIAN SCHOOL". Below the title, there is a "Back to Search Results" button on the left and "1 of 17" with a "Next" button on the right. A blue bar with a dropdown arrow contains the text "Record Information - Brief". Below this bar, the following information is listed: "Hierarchical level: File", "Date: 1947-1956", "Reference: RG10, Volume number: 8450, Microfilm reel number: C-13801, File number: 511/23-5-036", "File no. (creator): 511/23-5-036", "Type of material: Textual material", "Found in: Archives / Collections and Fonds", and "Item ID number: 2041958". To the right of this information are two buttons: "Link to this record" with a chain link icon and "Add to My Research" with a plus sign icon. At the bottom, there are two more blue bars with dropdown arrows: "Record Information - Details" and "Ordering and Viewing Options".

THE PAS AGENCY - INSPECTOR'S REPORTS ON THE CLEARWATER LAKE SANATORIUM INDIAN SCHOOL

[Back to Search Results](#) 1 of 17 [Next](#)

Record Information - Brief

Hierarchical level: File

Date: 1947-1956

Reference: RG10, Volume number: 8450, Microfilm reel number: C-13801, File number: 511/23-5-036

File no. (creator): 511/23-5-036

Type of material: Textual material

Found in: Archives / Collections and Fonds

Item ID number: 2041958

Context of this record: [Show detail](#)

Link to this record

Add to My Research

Record Information - Details

Ordering and Viewing Options

Microfilm reel C-1380, which is noted in this description, can be found at the Heritage Canadiana website here https://heritage.canadiana.ca/view/oocihm.lac_reel_c13801.

This LAC file about the Clearwater Lake Indian Hospital school may be useful to your search. Please note that files like this can tend to focus more on staff and on the operation of the school. Library and Archives Canada may hold student lists for this school, but you may have to request them through an Access to Information request.

The file begins here here. https://heritage.canadiana.ca/view/oocihm.lac_reel_c13801

The following are additional LAC files about the Clearwater Lake Indian Hospital school that may be useful to your search.

THE PAS AGENCY - CORRESPONDENCE REGARDING INDIAN EDUCATION AT CLEARWATER LAKE HOSPITAL SCHOOL

Date: 1946-1960

Reference: RG 10, volume number: 8753, microfilm reel number: C-9701, file number: 511/25-1-036, file part: 1.

Heritage Canadiana link: https://heritage.canadiana.ca/view/oocihm.lac_reel_c9701/116


WESTERN MANITOBA EDUCATIONAL DISTRICT - (THE PAS AGENCY) - SCHOOL ESTABLISHMENT - CLEARWATER LAKE HOSPITAL SCHOOL

Date: 1947-1960

Reference: RG 10, volume number: 8609, microfilm reel number: C-14231, file number: 511/1-13-036, file part: 1.

Heritage Canadiana link: https://heritage.canadiana.ca/view/oocihm.lac_reel_c14231/1405

Brandon Indian Sanatorium



10th Street Entrance, Brandon Sanatorium. Photo used with permission of the Lung Association, Manitoba Inc. Sanatorium Board of Manitoba, *Tuberculosis Control in Manitoba 1954: Annual Report of the Sanatorium Board of Manitoba*, (Winnipeg: 1954), 34.

The Brandon Indian Sanatorium (later the first Assiniboine Rehabilitation Hospital) opened its doors in 1947 in a converted military hospital at the corner of 10th Street and Queens Avenue in Brandon. The hospital, which was funded by the federal Indian Health Service and operated by the Sanatorium Board of Manitoba, initially treated primarily First Nations patients, but also some Métis and non-Indigenous patients as well. Soon after it opened, Inuit patients from the Central and Eastern Arctic began arriving at the sanatorium as well.

As with other Indian hospitals and sanatoriums in Manitoba, patients were sometimes moved into the Brandon Sanatorium from other hospitals or institutions, or they could be moved from the Brandon facility to other hospitals or sanatoriums for specialized treatment or for other reasons. Over time, as other facilities closed, some patients were moved to Brandon, including the 20 patients who were transferred to the Brandon Sanatorium when the Dynevor Indian Hospital closed its doors in 1957.

In the late 1950s and early 1960s, the Brandon Sanatorium phased out tuberculosis treatment and was converted into a rehabilitation and long-term treatment facility that was renamed the Assiniboine Hospital. Between 1958 and 1961, the remaining tuberculosis patients in Brandon were moved to the Ninette Sanatorium.

WHERE SHOULD I BEGIN?

Before you begin your search, read “Where Do I Begin?” and the “Research Tips” in Part One of this guide.

Depending on where your family or community member lived there are several “first stop” sources where researchers can begin. *You may also find it helpful to come back to these sources if you have started somewhere else but hit a dead-end in your research.*

Your research will take time - and maybe a lot of time, depending on how quickly various organizations respond to your requests. Start the process of contacting them and requesting records as soon as possible.

Before you contact the archives or records organizations, it is good to have some basic information handy, including:

- names, including any alternates (maiden names, step-parent names, nicknames, etc.)
- where you think the person died or where they might be buried
- general time frame, especially an idea of when they may have passed away.

This last piece of information is especially important for burial records, which sometimes contain personal health information (e.g., the cause of death). In those cases, that record may be restricted, and you may have to wait a certain amount of time after a person’s death to access the records. In Manitoba, death records become unrestricted 70 years after death at which point some of the information becomes available in the Manitoba Vital Statistics online database <https://vitalstats.gov.mb.ca/Query.php>. See the “Manitoba Vital Statistics” in the “Research Case Study” section in Part One for additional information.

You can find a fillable checklist in Appendix A at the end of this guide

1. RECORDS OF THE SANATORIUM BOARD OF MANITOBA

The Sanatorium Board of Manitoba ran the Brandon Sanatorium from 1947 until it was converted into the Assiniboine Hospital and phased out the treatment of Indigenous TB patients between 1958 and 1961.

Most of the surviving records of the Sanatorium Board are held by the Archives of Manitoba. Access to records that include information that may identify individual



Raffia work by patient Alex Catcheway with nurse Mrs. Agnew, Brandon Indian Sanatorium. Photo used with permission of the Lung Association, Manitoba Inc.

patients is restricted under the Manitoba Personal Health Information Act. You can view this legislation at <https://www.gov.mb.ca/health/phia/index.html>.

You can request that a search be performed in these restricted records, including the SBM Central Tuberculosis Register, to see if there is information about a specific patient. To request these records, you can fill out and submit a Personal Health Information Act (PHIA) request. You can download the form to make a PHIA request at <https://www.gov.mb.ca/health/phia/docs/access.pdf>. Requests for PHIA searches can only be made by the patient, a person the patient designates, or a family member of the patient if the patient has passed away.

These PHIA request forms *are not designed for historical record requests* and the form may ask you to provide information or proof that is not available to you. That's okay. Just fill in the information that you have and indicate how you are related to the patient in question.

2. THE MANITOBA VITAL STATISTICS DATABASE

Many of the deaths that occurred at the Brandon Indian Sanatorium were recorded with Manitoba's Vital Statistics Agency. If the death occurred more than 70 years ago, you can search for the person's name in the Manitoba Vital Statistics online database <https://vitalstats.gov.mb.ca/Query.php>. The database is updated every three months, so deaths that occurred between October and December of a year may not be added until sometime after January.

Using this database may be easier if you know a few tricks that are discussed earlier in Part One. You can find an example of how the database can provide information related to burial sites in the "Research Case Study: Manitoba Vital Statistics and Indian Residential School Students," also in Part One.

Note: If you are looking for a family member who may have passed away less than 70 years ago, you can contact the Vital Statistics Agency and ask if you are able to request their death record. They may or may not be able to help in this situation, but you can ask.

3. THE NANILAVUT INITIATIVE

Inuit patients were sent to the Brandon Indian Sanatorium beginning in the 1950s.

If you are searching for an Inuit patient from the Inuvialuit Settlement Region, you can contact the Nanilavut Initiative at <https://irc.inuvialuit.com/service/nanilavut-initiative>. The Nanilavut Initiative was established following the Qikiqtani Truth Commission to help Inuvialuit and Inuit from across Canada locate lost loved ones who did not return home after being sent to southern hospitals during the tuberculosis epidemic of the 1940s to the 1960s.

4. GOVERNMENT OF THE NWT: MEDICAL PATIENT SEARCH PROJECT

If you are searching for a patient connected to the Northwest Territories, the Government of the Northwest Territories may be able to assist you through their Medical Patient Search Project by searching records located in the NWT Archives. You can contact them through their website at <https://www.nwtarchives.ca/>.



This child is identified in images published in the Camsell Pictorial Review (1957) as an Inuk boy named Okatchuk. This photo from the Manitoba Lung Association collection is dated August 1954. Okatchuk left the Brandon Sanatorium with a group of Inuit returning to their home communities in September 1956. Photo used with permission of the Lung Association, Manitoba Inc.

5. THE MANITOBA GENEALOGICAL SOCIETY

The Manitoba Genealogical Society (MGS) <https://mbgenealogy.com/> has a wealth of cemetery transcriptions and knowledgeable volunteers. Some of their resources are available online for free, but the best access is provided through purchasing a membership for a small fee.

Members and non-members can search the online Manitoba Names Index (MANI). You may need to try various spellings in your searches. Many of the missing TB patients were not memorialized in a published obituary or with a headstone, so the public-facing online database may not be as helpful as some of the transcriptions the MGS holds

in their collections. These transcriptions are only accessible on-site at regional MGS locations or through the members-only section of the MANI database.

There are regional MGS sites across the province. If you cannot find what you need online and/or cannot attend a regional site, you can hire a volunteer to help you search through the MGS holdings.

6. LIBRARY AND ARCHIVES CANADA

Many possibly helpful records are available through Library and Archives Canada (LAC) <https://recherche-collection-search.bac-lac.gc.ca/eng/home/index>. Broadly, LAC's collections include schools' files that may be helpful if the person you are looking for was a student at an Indian Residential School or a school located in a TB hospital. LAC also holds some records of tuberculosis surveys and some hospital admissions. For young people who entered a sanatorium, family allowance records may also be helpful in your search.

Health records, family allowance files, and some school records are restricted, but you may be able to make a request to see a particular record or records relating to yourself or a person who has passed away. The request procedure is explained online <https://library-archives.canada.ca/eng/services/public/access-information-privacy/Pages/access-information-privacy.aspx>.

WHAT SOURCES CAN I CONSULT THAT ARE SPECIFIC TO THE BRANDON SANATORIUM?

(Note from the MITHP Research Team: We have found evidence of patients from the Brandon Sanatorium being buried at Fisher River.)

7. BRANDON MUNICIPAL CEMETERY

At the time of writing, we have identified burials relating to the Brandon Sanatorium at the Brandon Municipal Cemetery. This cemetery has an excellent online search tool at <https://gisapp.brandon.ca/webmaps/CemeteryMap/index.htm> that allows you to find the approximate location of graves, even those that are unmarked.

Most of these burials appear to date from 1947 to early in 1950, but there are also several names from the late 1950s who were probably sanatorium patients.

8. ST. AUGUSTINE OF CANTERBURY ROMAN CATHOLIC CHURCH BRANDON MB

Records indicate that the funeral for at least one patient who passed away at the Brandon Sanatorium was performed at the St. Augustine Catholic Church in Brandon. It is possible that this church may have records of other patient deaths as well.

St. Augustine of Canterbury Roman Catholic Church
327 - 4th Street
Brandon Manitoba Canada R7A 3H1
Phone: 204.727.4728
Email: office@staug.ca

9. SIOUX VALLEY/OAK RIVER CEMETERY AT SIOUX VALLEY DAKOTA NATION

If the patient passed away between 1950 and 1958 at the Brandon Indian Sanatorium, the person you are looking for may have been buried at Sioux Valley Dakota Nation (formerly known as the Oak River Reserve). If you have ordered a death record from Manitoba Vital Statistics and the record includes burial information, it may point you to this cemetery.

If the patient you are looking for was Inuit and from the Inuvialuit Settlement Region, contact the Nanilavut Initiative <https://irc.inuvialuit.com/service/nanilavut-initiative> for assistance.

9A. LIST OF BRANDON SANATORIUM BURIALS AT SIOUX VALLEY/OAK RIVER CEMETERY

Collaborative research by Sioux Valley Dakota Nation and MITHP researchers has identified approximately 50 burials to date in the area set aside for Brandon patients in the Anglican cemetery at Sioux Valley. We believe that the graves were initially marked with wooden crosses that included an engraved metal plate with the name of the deceased. Over time and due to a prairie fire that swept through the section of the cemetery that contains the Brandon Sanatorium burials, some of these grave markers are no longer standing and/or the name plates are missing.

If you are thinking of visiting SVDN, or would like to contact someone there about patient burials in the SVDN cemetery, you can contact SVDN's Climate Change and Special Projects Coordinator:

Sioux Valley Dakota Nation
Attn: Climate Change & Environment/Lands Department
PO Box 38
Griswold MB R0M 0S0
Monday - Friday: 8:30 - 4:30
Phone: 1-204-855-2671 Toll free: 1-866-721-0293
<https://svdngovernance.com/>

9B. SIOUX VALLEY/OAK RIVER CEMETERY: ANGLICAN BURIALS

The Anglican Diocese of Brandon <http://dioceseofbrandon.org/> holds the burial records for the Anglican burials at Sioux Valley/Oak River cemetery (St. Luke's/Sioux Valley parish). These records also include a small number of non-Anglican patient names. You can request a search for a burial record by contacting the diocese:


Contact: Administrative Archivist Ms. Teresa Longworth
Telephone: (204) 727-2380, ext. 101
Email: info@brandon.anglican.ca

9C. SIOUX VALLEY/OAK RIVER CEMETERY: CATHOLIC BURIALS

The Catholic Church on the Sioux Valley/Oak River Reserve was originally established as an Oblate Mission overseen by Oblate missionaries based in Lebret, Saskatchewan.

Because this church was served by Oblate missionaries from Saskatchewan, but also sometimes by local priests who travelled from local parishes, locating the Sacramental records for the Sioux Valley Catholic Church is difficult. Most likely, the sacramental registers for the Sioux Valley Catholic Cemetery were destroyed when the church burned down.

There are other possible options. Burial records for individuals may be with Oblate Records from Lebret, Saskatchewan, and the Lebret/Qu'Appelle Indian Residential School, which are housed with the Archdiocese of Regina <https://archregina.sk.ca/>



A patient at Brandon Indian Sanatorium speaks with Governor General Vincent Massey, April 1956. Photo used with permission of the Lung Association, Manitoba Inc.

archives-records for the years the church was served by priests from other parishes, and as a result, burial and other records may be included in the records of the parish that the priest was from. To find where these records might be, you will first need to find the home church of the person who served the church that year. It should be possible to find the “home parish” of the mission for a given year by using *Le Canada Ecclesiastique*. Search for *Le Canada Ecclesiastique* in the Bibliothèque et Archives nationales du Québec <https://numerique.banq.qc.ca/resultats>. Scroll down the page to find the particular year you are interested in, then look up either: Oak River or (later) Griswold. Once you know where the priest for that year was from, you can follow up either with the Regina Archdiocese Archives or with the individual parish the priest was from.

Note: As a general rule, Catholic burial records stay with the church that created the records. If that church closes, the records may be sent to an archive, but often they are sent to a nearby church that has taken over responsibility for the closed church. It may take a little work to identify where records have been moved in cases like this.

9D. SIOUX VALLEY/OAK RIVER CEMETERY: OTHER DENOMINATIONS

If the person you are looking for was not Anglican or Catholic, you may want to contact these archives:

- United Church: Conference of Manitoba Northwestern Ontario and All Native Circle Conference <http://uccarchiveswinnipeg.ca/greetings/>
- United Church of Canada Archives <https://www.unitedchurcharchives.ca/>
- Presbyterian Church in Canada Archives <https://presbyterianarchives.ca>

10. OTHER HOSPITALS

Patients were transferred between TB hospitals, but they were also sometimes moved to other local hospitals. The Brandon Sanatorium was not equipped to handle labour and delivery, for instance, so babies may have been delivered at the Brandon General Hospital. Some patients may have passed away at the Brandon Mental Hospital <http://www.mhs.mb.ca/docs/sites/bmhcsouthcemetery.shtml>; <http://www.mhs.mb.ca/docs/sites/bmhcnorthcemetery.shtml>. You may want to make a PHIA request (see number 1) for patient records if you think that the person you are looking for might have died at one of these facilities.

If you are having trouble finding a patient you believe was a patient at the Brandon Indian Sanatorium, you may also want to try looking at Ninette Sanatorium, <https://www.mhs.mb.ca/docs/sites/ninettesanatoriummonument.shtml> especially if the patient was there in the later years when the sanatorium began to transition from treating TB to becoming a rehabilitation hospital.

11. FEDERAL VOTERS LISTS FOR THE BRANDON SANATORIUM/ ASSINIBOINE HOSPITAL

Ancestry.ca <https://www.ancestry.ca> has Federal Voters Lists for the Brandon Sanatorium/Assiniboine Hospital for select years from 1949 through the 1960s. Ancestry is a paid subscription service, but some libraries offer free access. Voters lists for provincial or municipal elections are not included here.

12. RG 10 INDIAN HOSPITAL SCHOOL FILES

Brandon Indian Sanatorium, Dynevor Indian Hospital, Clearwater Lake Indian Hospital, the Ninette Sanatorium, and the St. Boniface Sanatorium had schools in the hospitals. In the case of the Brandon Indian Sanatorium and the two Manitoba Indian hospitals, the schools were federally funded and were inspected by federal authorities. They were subject to regular reporting, including pupil lists. These pupil lists can confirm that an individual was a patient at a specific hospital. Pupils were not always limited to young people and can include adult patient-students as well.

Indian hospital school inspection records are held in Library and Archives Canada (LAC) collections. Some of these records are open and available online, others must be requested through LAC via an Access to Information and Privacy (ATIP) Online Request <https://library-archives.canada.ca/eng/services/public/access-information-privacy/Pages/access-information-privacy.aspx>. You can also contact LAC to help locate records that might be relevant but are not necessarily obvious from LAC database searches.

You can access RG 10 Hospital School Files in a few ways:

- The Archives of the National Centre for Truth and Reconciliation <https://archives.nctr.ca/> has some of the RG 10 School Files available online, but the records are not complete. In particular, some of the Admissions and Discharges files are missing

- The RG 10 School Files are digitized via the LAC website at <https://www.bac-lac.gc.ca/eng/discover/mass-digitized-archives/school-files-1879-1953/Pages/school-files-1879-1953.aspx>

Heritage Canadiana <https://heritage.canadiana.ca/> is the online repository for some non-restricted files that LAC has digitized.

EXAMPLE:

On the LAC website, perform a Collections Search <https://recherche-collection-search.bac-lac.gc.ca/eng/Home/Search> for keywords relating to the topic you are searching for. In this case, we searched “Brandon Sanatorium school.”

This search brings up several search results, including Portage La Prairie Agency - Inspector’s Report on The Brandon Sanatorium School <https://www.bac-lac.gc.ca/eng/CollectionSearch/Pages/record.aspx?app=fonandcol&ldNumber=2046846&new=-8585648737312421683>.

RESULT: FILE REFERENCE

The screenshot shows the LAC Collection Search interface. At the top, there are logos for the Government of Canada and the Government of Canada in French, along with a 'Français' link. Below this is a dark blue header with 'Collection Search' and a 'Sign In' button. The breadcrumb trail reads: Canada.ca > Library and Archives Canada > Collection > Search the collections. The main title of the record is 'PORTAGE LA PRAIRIE AGENCY - INSPECTOR'S REPORT ON THE BRANDON SANATORIUM SCHOOL'. Below the title, there is a 'Back to Search Results' button and a '0 of 25' indicator. A dropdown menu is open, showing 'Record Information - Brief'. The record details are as follows:

- Hierarchical level:** File
- Date:** 1952-1960
- Reference:** RG10, Volume number: 8449, Microfilm reel number: C-13800, File number: 511/23-5-006, File part: 1

There is also a 'Link to this record' button with a chain icon.

The listing indicates that these documents can be found on LAC microfilm reel C-13880.

On Heritage Canadiana, Microfilm reel C-13880 can be found here https://heritage.canadiana.ca/view/oocihm.lac_reel_c13800/1.

The following are additional LAC files about the Brandon Indian Sanatorium school that may be useful to your search. Please note that these files focus more on staff and on the operation of the school. Library and Archives Canada may hold student lists for this school, but you may have to request them through an Access to Information request. They can be found at the Heritage Canadian website at the links listed below.

WESTERN MANITOBA EDUCATIONAL DISTRICT - (PORTAGE LA PRAIRIE AGENCY)
- SCHOOL ESTABLISHMENT - BRANDON HOSPITAL INDIAN DAY SCHOOL

Date: 1947-1960 Reference: RG 10, volume/box number: 8608, file number: 511/1-13-006.

Textual material. [Conditions of access Open]. Government. File.
RG 10, volume number: 8608, microfilm reel number: C-14230, file number: 511/1-13-006, file part: 1.

Heritage Canadiana link: https://heritage.canadiana.ca/view/oocihm.lac_reel_c14230/1969

PORTAGE LA PRAIRIE AGENCY - INSPECTOR'S REPORT ON THE BRANDON
SANATORIUM SCHOOL

Date: 1952-1960

Reference: RG 10, volume/box number: 8449, file number: 511/23-5-006.

Textual material. [Conditions of access Open]. Government. File.
RG1 0, volume number: 8449, microfilm reel number: C-13800, file number: 511/23-5-006.

Heritage Canadiana link: https://heritage.canadiana.ca/view/oocihm.lac_reel_c13800/1183

PORTAGE LA PRAIRIE AGENCY - WESTERN MANITOBA EDUCATIONAL DISTRICT
- CORRESPONDENCE REGARDING THE BRANDON SANATORIUM SCHOOL

Date: 1947-1964

Reference: RG 10, volume/box number: 7194, file number: 511/25-1-006.

Textual material. [Conditions of access Open]. Government. File.
RG 10, volume number: 7194, microfilm reel number: C-9700, file number: 511/25-1-006.

Heritage Canadiana link: https://heritage.canadiana.ca/view/oocihm.lac_reel_c9700/489

Ninette Sanatorium



Ninette Sanatorium, 1938. Photo used with permission of the Lung Association, Manitoba Inc.

The Ninette Sanatorium, also known as the Manitoba Sanatorium, opened on the shores of Pelican Lake in 1909 under the direction of the Sanatorium Board of Manitoba. By at least the 1940s, Ninette Sanatorium treated both Indigenous and non-Indigenous patients.

The number of First Nations and Inuit patients at Ninette increased in the 1950s and 1960s as other facilities like

Brandon Indian Sanatorium and Dynevor Indian Hospital closed or converted into other kinds of facilities, and their tuberculosis patients were transferred to Ninette.

WHERE SHOULD I BEGIN?

Before you begin your search, read “Where Do I Begin?” and the “Research Tips” found in Part One of this guide.

Depending on where your family or community member lived there are several “first stop” sources where researchers can begin. *You may also find it helpful to come back to these sources if you have started somewhere else but hit a dead-end in your research.*

Your research will take time - maybe a lot of time, depending on how quickly various organizations respond to your requests. Start the process of contacting them and requesting records as soon as possible.

Before you contact the archives or records organizations, it is good to have some basic information handy, including:

- names, including any alternates (maiden names, step-parent names, nicknames, etc.)
- where you think the person died or where they might be buried
- general time frame, especially an idea of when they may have passed away.

This last piece of information is especially important for locating burial records, which sometimes contain personal health information (e.g., the cause of death). In those cases, that record may be restricted, and you may have to wait a certain amount of time after a person's death to access the records. In Manitoba, death records become unrestricted 70 years after death at which point some of the information becomes available in the Manitoba Vital Statistics online database. See the Manitoba Vital Statistics section in the Research Case Study section in Part One for additional information.

You can find a fillable checklist in Appendix A at the end of this guide

1. RECORDS OF THE SANATORIUM BOARD OF MANITOBA

Most of the surviving records of the Sanatorium Board are held by the Archives of Manitoba. Access to records that include information that may identify individual patients is restricted under the Manitoba Personal Health Information Act. You can view this legislation here <https://www.gov.mb.ca/health/phia/index.html>.

You can request that a search be performed in these restricted records, including the SBM Central Tuberculosis Register, to see if there is information about a specific patient. To request these records, you can fill out and submit a Personal Health Information Act (PHIA) request. You can download the form to make a PHIA request at <https://www.gov.mb.ca/health/phia/docs/access.pdf>. Requests for PHIA searches can only be made by the patient, a person the patient designates, or a family member of the patient if the patient has passed away.

These PHIA request forms *are not designed for historical record requests* and the form may ask you to provide information or proof that is not available to you. That's okay. Just fill in the information that you have and indicate how you are related to the patient in question.

2. THE MANITOBA VITAL STATISTICS DATABASE

Many of the deaths that occurred at the Ninette Sanatorium were recorded with Manitoba's Vital Statistics Agency. If the death occurred more than 70 years ago, you can search for the person's name in the Manitoba Vital Statistics online database <https://vitalstats.gov.mb.ca/Query.php>. The database is updated every three months, so deaths that occurred between October and December of a year may not be added until sometime after January.

Using this database may be easier if you know a few tricks that are discussed in Part One. You can find an example of how the database can provide information related to burial sites in the Research Case Study: Manitoba Vital Statistics and Indian Residential School Students, also in Part One.

Note: If you are looking for a family member who may have passed away less than 70 years ago, you can contact the Vital Statistics Agency and ask if you are able to request their death record. They may or may not be able to help in this situation, but you can ask.

3. THE NANILAVUT INITIATIVE

If you are searching for an Inuit patient from the Inuvialuit Settlement Region, you can contact the Nanilavut Initiative at <https://irc.inuvialuit.com/service/nanilavut-initiative>. The Nanilavut Initiative was established following the Qikiqtani Truth Commission to help Inuvialuit and Inuit from across Canada locate lost loved ones who did not return home after being sent to southern hospitals during the tuberculosis epidemic of the 1940s to the 1960s.

4. GOVERNMENT OF THE NWT: MEDICAL PATIENT SEARCH PROJECT

If you are searching for a patient connected to the Northwest Territories, the Government of the Northwest Territories may be able to assist you through their Medical Patient Search Project by searching records located in the NWT Archives. You can contact them through their website at <https://www.nwtarchives.ca/>.



ABOVE: The Pavilions, Ninette Sanatorium. Photo used with permission of the Lung Association, Manitoba Inc.

BELOW: A hospital ward at Ninette Sanatorium, 1962. Photo used with permission of the Lung Association, Manitoba Inc.

5. THE MANITOBA GENEALOGICAL SOCIETY

The Manitoba Genealogical Society (MGS) <https://mbgenealogy.com/> has a wealth of cemetery transcriptions and knowledgeable volunteers. Some of their resources are available online for free, but the best access is provided through purchasing a membership for a small fee.

Members and non-members can search the online Manitoba Names Index (MANI). You may need to try various spellings in your searches. Many of the missing TB patients were not memorialized in a published obituary or with a headstone, so the public-facing online database may not be as helpful as some of the transcriptions the MGS holds in their collections. These transcriptions are only accessible on-site at regional MGS locations or through the members-only section of the MANI database.

There are regional MGS sites across the province. If you cannot find what you need online and/or cannot attend a regional site, you can hire a volunteer to help you search through the MGS holdings.

6. LIBRARY AND ARCHIVES CANADA

Many possibly helpful records are available through Library and Archives Canada (LAC) <https://recherche-collection-search.bac-lac.gc.ca/eng/home/index>. Broadly, LAC's collections include School Files that may be helpful if the person you are looking for was a student at an Indian Residential School or a school located in a TB hospital. LAC also holds some records of tuberculosis surveys and some hospital admissions. For young people who entered a sanatorium, family allowance records may also be helpful in your search.

Health records, family allowance files, and some school records are restricted, but you may be able to make a request to see a particular record or records relating to yourself or a person who has passed away. The request procedure is explained online <https://library-archives.canada.ca/eng/services/public/access-information-privacy/Pages/access-information-privacy.aspx>.

WHAT SOURCES CAN I CONSULT THAT ARE SPECIFIC TO THE NINETTE SANATORIUM?

7. CEMETERIES AND MUNICIPAL RECORDS

- A group of volunteers have erected a monument to patients who died at Ninette and are buried in unmarked graves at the Hillside/Belmont Cemetery. The Manitoba Historical Society has a list of these names on their website <http://www.mhs.mb.ca/docs/sites/ninettesanatoriummonument.shtml>. *This list is likely incomplete*
- The RM of Prairie Lakes <https://www.rmofprairielakes.ca> holds some records for the Hillside/Belmont Cemetery. You can request a search for burial information by contacting the RM office. Some of the records that are relevant to Ninette burials were lost in a fire so a complete record set is not available
- Some patients from the Ninette Sanatorium were buried at the Brandon Municipal Cemetery. You can search that cemetery here <https://gisapp.brandon.ca/webmaps/CemeteryMap/index.htm>.

8. SOCIÉTÉ HISTORIQUE DE SAINT-BONIFACE (ST. BONIFACE HISTORICAL SOCIETY)

The Société historique de Saint-Boniface <https://shsb.mb.ca/?lang=en> hosts some religious records which may include burial records related to Ninette Sanatorium. Researchers may have to get permission from the originating organization to access these records.

The website and research services are available in both French and English.

9. CATHOLIC AND ANGLICAN RECORDS

There are a few burials of Ninette patients documented in the Belmont sacramental registers held by the Archives of the Anglican Diocese of Brandon. You can request a search of those records by contacting the Administrative Archivist at the Diocese of Brandon <http://dioceseofbrandon.org/>. The Archdiocese of Saint Boniface <https://www.archsaintboniface.ca/main.php?p=856#gsc.tab=0> and the Archdiocese of Winnipeg may also hold records related to Ninette patients.

10. HOSPITAL SCHOOL RECORDS

Like the three Indian hospitals run by the Sanatorium Board of Manitoba, the Ninette Sanatorium had a school that was attended by children, and perhaps adults as well. Records of this school may be held in the records of the Department of Education of the province of Manitoba at the Manitoba Archives.

11. OTHER DENOMINATIONS

If the person you are looking for was not Anglican or Catholic, you may want to contact these archives:

- United Church: Conference of Manitoba Northwestern Ontario and All Native Circle Conference <http://uccarchiveswinnipeg.ca/greetings/>
- United Church of Canada Archives <https://www.unitedchurcharchives.ca/>
- Presbyterian Church in Canada Archives <https://presbyterianarchives.ca>

12. FEDERAL VOTER LISTS

Ancestry.ca <https://www.ancestry.ca> has compiled Federal Voters Lists for the Ninette Sanatorium for select years from 1949 through the 1960s. Ancestry is a paid subscription service, but some libraries offer free public access. Voters lists for provincial or municipal elections are not included here.

St. Boniface Sanatorium



Main building, St. Boniface Sanatorium. Grey Nuns of Montreal: L098-Y1B.

The St. Boniface Sanatorium was founded in 1936 in a purpose-built building. Unlike the other TB treatment hospitals in the province, the St. Boniface Sanatorium (also known as the St. Vital Sanatorium) was run by the Grey Nuns of Montreal <https://sgm.qc.ca/en/the-grey-nuns/the-sisters-in-america/winnipeg> rather than by the Sanatorium Board of Manitoba. The hospital accepted both Indigenous and non-Indigenous

patients. In the historical records, it can sometimes be difficult to differentiate whether a patient was treated at the St. Boniface Sanatorium or the St. Boniface Hospital. These were two separate institutions in different parts of what is now Winnipeg, but both facilities were run by the Grey Nuns.

WHERE SHOULD I BEGIN?

Before you begin your search, read “Where Do I Begin?” and the “Research Tips” found in Part One of this guide.

Depending on where your family or community member lived there are several “first stop” sources where researchers can begin. *You may also find it helpful to come back to these sources if you have started somewhere else but hit a dead-end in your research.*



Sept jeunes étudiantes à l'arrière du Préventorium (Seven young students at the back of the Preventorium), St. Boniface Sanatorium. Grey Nuns of Montreal: L098-22-25.2.

Your research will take time - maybe a lot of time, depending on how quickly various organizations respond to your requests. Start the process of contacting them and requesting records as soon as possible.

Before you contact the archives or records organizations, it is good to have some basic information handy, including:

- names, including any alternates (maiden names, step-parent names, nicknames, etc.)
- where you think the person died or where they might be buried
- general time frame, especially an idea of when they may have passed away.

This last piece of information is especially important for locating burial records, which sometimes contain personal health information (e.g., the cause of death). In those cases, that record may be restricted, and you may have to wait a certain amount of time after a person's death to access the records. In Manitoba, death records become unrestricted

70 years after death at which point some of the information becomes available in the Manitoba Vital Statistics online database. See the Manitoba Vital Statistics section in the Research Case Study section in Part One for additional information.

You can find a fillable checklist in Appendix A at the end of this guide

1. RECORDS OF THE SANATORIUM BOARD OF MANITOBA

The St. Boniface Sanatorium was not run by the Sanatorium Board of Manitoba, but the Central TB Registry that was maintained by the board contains information on patients treated at the St. Boniface Sanatorium. Most of the surviving records of the Sanatorium Board are held by the Archives of Manitoba. Access to records that include information that may identify individual patients is restricted under the Manitoba Personal Health Information Act. You can view this legislation here <https://www.gov.mb.ca/health/phia/index.html>.

You can request that a search be performed in these restricted records, including the SBM Central Tuberculosis Register, to see if there is information about a specific patient. To request these records, you can fill out and submit a Personal Health Information Act (PHIA) request. You can download the form to make a PHIA request at <https://www.gov.mb.ca/health/phia/docs/access.pdf>. Requests for PHIA searches can only be made by the patient, a person the patient designates, or a family member of the patient if the patient has passed away.

These PHIA request forms *are not designed for historical record requests* and the form may ask you to provide information or proof that is not available to you. That's okay. Just fill in the information that you have and indicate how you are related to the patient in question.

2. THE MANITOBA VITAL STATISTICS DATABASE

Many of the deaths that occurred at the St. Boniface Sanatorium were recorded with Manitoba's Vital Statistics Agency. If the death occurred more than 70 years ago, you can search for the person's name in the Manitoba Vital Statistics online database <https://vitalstats.gov.mb.ca/Query.php>. The database is updated every three months, so deaths that occurred between October and December of a year may not be added until sometime after January.

Using this database may be easier if you know a few tricks that are discussed in Part One. You can find an example of how the database can provide information related to burial sites in the “Research Case Study: Manitoba Vital Statistics and Indian Residential School Students,” also in Part One.

Note: If you are looking for a family member who may have passed away less than 70 years ago, you can contact the Vital Statistics Agency and ask if you are able to request their death record. They may or may not be able to help in this situation, but you can ask.

3. THE NANILAVUT INITIATIVE

If you are searching for an Inuit patient from the Inuvialuit Settlement Region, you can contact the Nanilavut Initiative at <https://irc.inuvialuit.com/service/nanilavut-initiative>. The Nanilavut Initiative was established following the Qikiqtani Truth Commission to help Inuvialuit and Inuit from across Canada locate lost loved ones who did not return home after being sent to southern hospitals during the tuberculosis epidemic of the 1940s to the 1960s.

4. GOVERNMENT OF THE NWT: MEDICAL PATIENT SEARCH PROJECT

If you are searching for a patient connected to the Northwest Territories, the Government of the Northwest Territories may be able to assist you through their Medical Patient Search Project by searching records located in the NWT Archives. You can contact them through their website at <https://www.nwtarchives.ca/>.

5. THE MANITOBA GENEALOGICAL SOCIETY

The Manitoba Genealogical Society (MGS) <https://mbgenealogy.com/> has a wealth of cemetery transcriptions and knowledgeable volunteers. Some of their resources are available online for free, but the best access is provided through purchasing a membership for a small fee.

Members and non-members can search the online Manitoba Names Index (MANI). You may need to try various spellings in your searches. Many of the missing TB patients were not memorialized in a published obituary or with a headstone, so the public-facing online database may not be as helpful as some of the transcriptions the MGS holds in their collections. These transcriptions are only accessible on-site at regional MGS locations or through the members-only section of the MANI database.

There are regional MGS sites across the province. If you cannot find what you need online and/or cannot attend a regional site, you can hire a volunteer to help you search through the MGS holdings.

6. LIBRARY AND ARCHIVES CANADA

Many possibly helpful records are available through Library and Archives Canada (LAC) <https://recherche-collection-search.bac-lac.gc.ca/eng/home/index>. Broadly, LAC's collections include schools' files that may be helpful if the person you are looking for was a student at an Indian Residential School or a school located in a TB hospital. LAC also holds some records of tuberculosis surveys and some hospital admissions. For young people who entered a sanatorium, family allowance records may also be helpful in your search.

Health records, family allowance files, and some school records are restricted, but you may be able to make a request to see a particular record or records relating to yourself or a person who has passed away. The request procedure is explained online <https://library-archives.canada.ca/eng/services/public/access-information-privacy/Pages/access-information-privacy.aspx>.



Un groupe d'enfants attablées devant le Sanatorium en robe de chambre (a group of children sit at a table in front of the Sanatorium in their robes), St. Boniface Sanatorium. Grey Nuns of Montreal: L098-43.69.

WHAT SOURCES CAN I CONSULT THAT ARE SPECIFIC TO THE ST. BONIFACE SANATORIUM?

7. SOCIÉTÉ HISTORIQUE DE SAINT-BONIFACE (ST. BONIFACE HISTORICAL SOCIETY)

The Société historique de Saint-Boniface <https://archivesshsb.mb.ca/> hosts some religious records, These may include burial records from the Archdiocese of Keewatin-Le Pas, including the Clearwater Lake Indian Hospital/St. Anthony's Hospital in The Pas, the St. Boniface Hospital/Sanatorium, Ninette, and possibly others.

You may find information or even photographs by searching for names and places in their database, but their online database does not include burial registers. For this, you will need to speak with an archivist directly. Researchers will have to get permission from the originating organization to access sacramental and health-related records.

Services at SHSB are provided in French and English.

8. GREY NUNS OF MONTREAL

The Grey Nuns of Montreal owned and operated the St. Boniface Sanatorium. The records of the Grey Nuns are housed at the Grey Nuns of Montreal Archive in Montreal. You can contact the Archive <https://sgm.qc.ca/en/archives-and-collections/> directly and ask them to perform a search for information about a missing patient.

9. WINNIPEG MUNICIPAL CEMETERIES BRANCH

The patient who you are looking for may have been buried in a Winnipeg Municipal Cemetery. We know of patients from the St. Boniface Sanatorium who were buried in the St. Vital Cemetery and others who were buried in the Brookside Cemetery. The city hosts online searchable databases for the municipal cemeteries. <https://www.winnipeg.ca/services-programs/cemeteries>

The City of Winnipeg Municipal Cemeteries Branch holds the original burial registers for municipal cemeteries in Winnipeg. These burial records sometimes contain information not available in the online database. You can contact the Cemeteries

Branch directly and request an Interment Search. There is a fee associated with this service, but if you note that you are searching for a missing Indigenous patient from the St. Boniface Sanatorium, they may waive the fee.

10. OTHER HOSPITALS

As already noted, it is sometimes difficult to decipher if a patient was in the St. Boniface Hospital or the St. Boniface Sanatorium. Patients could also move between the two and it is possible that patients may have been sent to a Winnipeg municipal hospital. You may want to make a PHIA request for patient records if you think that the person you are looking may have died at one of these facilities (see PHIA information under No. 1 above).

11. ARCHDIOCESE OF WINNIPEG AND ARCHDIOCESE OF ST. BONIFACE CATHOLIC ARCHIVES

If the person you are looking for might have been Catholic, there is a small possibility that some of the records you are looking for might be at the Archdiocese of St. Boniface, <https://www.archsaintboniface.ca/main.php?p=856#gsc.tab=0>, or the Archdiocese of Winnipeg, <https://www.archwinnipeg.ca/main.php?p=37>.

12. FEDERAL VOTERS LISTS

Ancestry.ca <https://www.ancestry.ca> has compiled Federal Voters Lists for the St. Boniface Sanatorium for select years from 1949 through the 1960s. Ancestry is a paid subscription service, but some libraries offer free access. Voters lists for provincial or municipal elections are not included here.

Fort Churchill Military Hospital



Fort Churchill Military Hospital, 1950s. Photo by Eileen Jacob. "Fort Churchill, Manitoba," accessed September 2023, <http://www.c-and-e-museum.org/rcaf-atc/other/other/other-22.html>.

From its establishment in 1948, the Fort Churchill Military Hospital served Fort Churchill military personnel, but also provided medical assessment, care, and treatment to the local community and to both Indigenous and non-Indigenous patients brought in from the Arctic.

Because Churchill was an important waypoint in the transportation of Inuit patients from the Arctic to Indian hospitals and sanatoriums in Manitoba, the hospital may have also treated Indigenous patients in transit. We do know that some patients on route to or from southern hospitals died at or near Churchill. In 1954, an Inuit boy drowned at Churchill while travelling home from the Quebec Immigration Hospital where he had been treated for tuberculosis. A year later, in 1955, a baby who was part of a group of Inuit travelling from the Arctic to southern hospitals in Manitoba died as the group approached Churchill.

WHERE SHOULD I BEGIN?

Before you begin your search, read “Where Do I Begin?” and the “Research Tips” found in Part One of this guide.

Depending on where your family or community member lived there are several “first stop” sources where researchers can begin. *You may also find it helpful to come back to these sources if you have started somewhere else but hit a dead-end in your research.*

Your research will take time - maybe a lot of time, depending on how quickly various organizations respond to your requests. Start the process of contacting them and requesting records as soon as possible.

Before you contact the archives or records organizations, it is good to have some basic information handy, including:

- names, including any alternates (maiden names, step-parent names, nicknames, etc.)
- where you think the person died or where they might be buried
- general time frame, especially an idea of when they may have passed away.

This last piece of information is especially important for locating burial records, which sometimes contain personal health information (e.g., the cause of death). In those cases, that record may be restricted, and you may have to wait a certain amount of time after a person’s death to access the records. In Manitoba, death records become unrestricted 70 years after death at which point some of the information becomes available in the Manitoba Vital Statistics online database. See the Manitoba Vital Statistics section in the Research Case Study section in Part One for additional information.

You can find a fillable checklist in Appendix A at the end of this guide

1. RECORDS OF THE SANATORIUM BOARD OF MANITOBA

Most of the surviving records of the Sanatorium Board are held by the Archives of Manitoba. Access to records that include information that may identify individual patients is restricted under the Manitoba Personal Health Information Act. You can view this legislation here <https://www.gov.mb.ca/health/phia/index.html>.

You can request that a search be performed in these restricted records, including the SBM Central Tuberculosis Register, to see if there is information about a specific patient. To request these records, you can fill out and submit a Personal Health

Information Act (PHIA) request. You can download the form to make a PHIA request at <https://www.gov.mb.ca/health/phia/docs/access.pdf>. Requests for PHIA searches can only be made by the patient, a person the patient designates, or a family member of the patient if the patient has passed away.

These PHIA request forms *are not designed for historical record requests* and the form may ask you to provide information or proof that is not available to you. That's okay. Just fill in the information that you have and indicate how you are related to the patient in question.

2. THE MANITOBA VITAL STATISTICS DATABASE

Many of the deaths that occurred at the Fort Churchill Military Hospital were recorded with Manitoba's Vital Statistics Agency. If the death occurred more than 70 years ago, you can search for the person's name in the Manitoba Vital Statistics online database <https://vitalstats.gov.mb.ca/Query.php>. The database is updated every three months, so deaths that occurred between October and December of a year may not be added until sometime after January.



Nursing sister and patient at Fort Churchill. Detail from Story on Nursing Sisters and Assistant at Fort Churchill, Manitoba. ca. 1943-1965, Canada. Library and Archives Canada/Department of Health fonds/e010781671.

Using this database may be easier if you know a few tricks that are discussed in Part One. You can find an example of how the database can provide information related to burial sites in the “Research Case Study: Manitoba Vital Statistics and Indian Residential School Students,” also in Part One.

Note: If you are looking for a family member who may have passed away less than 70 years ago, you can contact the Vital Statistics Agency and ask if you are able to request their death record. They may or may not be able to help in this situation, but you can ask.

3. THE NANILAVUT INITIATIVE

If you are searching for an Inuit patient from the Inuvialuit Settlement Region, you can contact the Nanilavut Initiative at <https://irc.inuvialuit.com/service/nanilavut-initiative>. The Nanilavut Initiative was established following the Qikiqtani Truth Commission to help Inuvialuit and Inuit from across Canada locate lost loved ones who did not return home after being sent to southern hospitals during the tuberculosis epidemic of the 1940s to the 1960s.

4. GOVERNMENT OF THE NWT: MEDICAL PATIENT SEARCH PROJECT

If you are searching for a patient connected to the Northwest Territories, the Government of the Northwest Territories may be able to assist you through their Medical Patient Search Project by searching records located in the NWT Archives. You can contact them through their website at <https://www.nwtarchives.ca/>.

5. THE MANITOBA GENEALOGICAL SOCIETY

The Manitoba Genealogical Society (MGS) <https://mbgenealogy.com/> has a wealth of cemetery transcriptions and knowledgeable volunteers. Some of their resources are available online for free, but the best access is provided through purchasing a membership for a small fee.

Members and non-members can search the online Manitoba Names Index (MANI). You may need to try various spellings in your searches. Many of the missing TB patients were not memorialized in a published obituary or with a headstone, so the public-facing online database may not be as helpful as some of the transcriptions the MGS holds in their collections. These transcriptions are only accessible on-site at regional MGS locations or through the members-only section of the MANI database.

There are regional MGS sites across the province. If you cannot find what you need online and/or cannot attend a regional site, you can hire a volunteer to help you search through the MGS holdings.

6. LIBRARY AND ARCHIVES CANADA

Many possibly helpful records are available through Library and Archives Canada (LAC) <https://recherche-collection-search.bac-lac.gc.ca/eng/home/index>. Broadly, LAC's collections include schools' files that may be helpful if the person you are looking for was a student at an Indian Residential School or a school located in a TB hospital. LAC also holds some records of tuberculosis surveys and some hospital admissions. For young people who entered a sanatorium, family allowance records may also be helpful in your search.

Health records, family allowance files, and some school records are restricted, but you may be able to make a request to see a particular record or records relating to yourself or a person who has passed away. The request procedure is explained online <https://library-archives.canada.ca/eng/services/public/access-information-privacy/Pages/access-information-privacy.aspx>.

WHAT SOURCES CAN I CONSULT THAT ARE SPECIFIC TO THE FORT CHURCHILL MILITARY HOSPITAL?


7. CHURCHILL CEMETERY GRAVES DATABASE

In 2014, The Department of Geography at the University of Winnipeg created a plan and database of the marked graves at the Churchill cemetery.

8. PROVINCIAL HOSPITAL RECORDS

It is not clear yet where the records from the Fort Churchill Military Hospital are held. It is possible that there are provincial hospital records that might help you in your search. To do this, make a PHIA request as outlined in No. 1 above for the patient's hospital records.

Norway House Indian Hospital



Norway House Hospital, 1956. Photo by Ernest L. Home-wood. Charles Camsell Hospital, *Tenth Annual Pictorial Review: Charles Camsell Indian Hospital and Canadian Indians and Eskimos*, (Edmonton: 1957), 140. Image made available through Peel's Prairie Provinces (peel.library.ualberta.ca), a digital initiative of the University of Alberta Libraries.

In addition to the Indian hospitals that the federal Indian Health Services (IHS) funded through its agreement with the Sanatorium Board of Manitoba, IHS directly administered three smaller Indian hospitals in Manitoba that treated First Nations patients, including those with tuberculosis. These three hospitals were located at Peguis First Nation (Fisher River Indian Hospital), Pine Falls/Sagkeeng First Nation (Fort Alexander Indian Hospital), and Norway House Cree Nation (Norway House Indian Hospital).

These hospitals often had connections with the Indian hospitals and sanatoriums operated by the Manitoba Sanatorium Board, and their patients were sometimes moved from the three smaller hospitals to the larger, better-equipped TB care centers. In 1943, for example, several Cross Lake Indian Residential School students suffering from tuberculosis were sent to the Norway House Indian Hospital. At least two of these students, Nora Ross and Etienne Frogg, passed away in Brandon.

In 1950, Indian Affairs teamed up with the federal and provincial governments to build a winter road to run between the Saskatchewan and Ontario borders. This road was constructed primarily to facilitate the movement of patients from the Norway House Indian Hospital to the larger and better equipped Clearwater Lake Indian Hospital near The Pas. With the new road, according to the doctor in charge of the Norway

House Indian Hospital, patients could be moved by bombardier rather than having to be flown to Clearwater Lake Hospital.

WHERE SHOULD I BEGIN?

Before you begin your search, read “Where Do I Begin?” and the “Research Tips” found in Part One of this guide.

Depending on where your family or community member lived there are several “first stop” sources where researchers can begin. *You may also find it helpful to come back to these sources if you have started somewhere else but hit a dead-end in your research.*

Your research will take time - maybe a lot of time, depending on how quickly various organizations respond to your requests. Start the process of contacting them and requesting records as soon as possible.

Before you contact the archives or records organizations, it is good to have some basic information handy, including:

- names, including any alternates (maiden names, step-parent names, nicknames, etc.)
- where you think the person died or where they might be buried
- general time frame, especially an idea of when they may have passed away.

This last piece of information is especially important for locating burial records, which sometimes contain personal health information (e.g., the cause of death). In those cases, that record may be restricted, and you may have to wait a certain amount of time after a person’s death to access the records. In Manitoba, death records become unrestricted 70 years after death at which point some of the information becomes available in the Manitoba Vital Statistics online database. See the Manitoba Vital Statistics section in the Research Case Study section in Part One for additional information.

You can find a fillable checklist in Appendix A at the end of this guide

1. THE MANITOBA VITAL STATISTICS DATABASE

Many of the deaths that occurred at Indian hospitals and sanatoriums and at the public facilities Indigenous patients could be sent to were recorded with Manitoba’s Vital Statistics Agency. If the death occurred more than 70 years ago, you can search

for the person's name in the Manitoba Vital Statistics' online database at <https://vitalstats.gov.mb.ca/Query.php>. This database is updated every three months, so deaths that occurred between October and December of a year may not be added until sometime after January.

Using this database may be easier if you know a few tricks that are discussed in Part One. You can find an example of how the database can provide information related to burial sites in the "Research Case Study: Manitoba Vital Statistics and Indian Residential School Students," also in Part One.

Note: If you are looking for a family member who may have passed away less than 70 years ago, you can contact the Manitoba Vital Statistics Agency and ask them if you are able to request the death record you are looking for. They may or may not be able to help in this situation, but you can ask.

2. THE NANILAVUT INITIATIVE

If you are searching for an Inuit patient from the Inuvialuit Settlement Region, you can contact the Nanilavut Initiative at <https://irc.inuvialuit.com/service/nanilavut-initiative>. The Nanilavut Initiative was established following the Qikiqtani Truth Commission to help Inuvialuit and Inuit from across Canada locate lost loved ones who did not return home after being sent to southern hospitals during the tuberculosis epidemic of the 1940s to the 1960s.

3. GOVERNMENT OF THE NWT: MEDICAL PATIENT SEARCH PROJECT

If you are searching for a patient connected to the Northwest Territories, the Government of the Northwest Territories may be able to assist you through their Medical Patient Search Project by searching records located in the NWT Archives. You can contact them through their website at <https://www.nwtarchives.ca/>.

4. THE MANITOBA GENEALOGICAL SOCIETY

The Manitoba Genealogical Society (MGS) <https://mbgenealogy.com/> has a wealth of cemetery transcriptions and knowledgeable volunteers. Some of their resources are available online for free, but the best access is provided through purchasing a membership for a small fee.

Members and non-members can search the online Manitoba Names Index (MANI). You may need to try various spellings in your searches. Many of the missing TB patients

were not memorialized in a published obituary or with a headstone, so the public-facing online database may not be as helpful as some of the transcriptions the MGS holds in their collections. These transcriptions are only accessible on-site at regional MGS locations or through the members-only section of the MANI database.

There are regional MGS sites across the province. If you cannot find what you need online and/or cannot attend a regional site, you can hire a volunteer to help you search through the MGS holdings.

5. LIBRARY AND ARCHIVES CANADA

Many possibly helpful records are available through Library and Archives Canada (LAC) <https://recherche-collection-search.bac-lac.gc.ca/eng/home/index>. Broadly, LAC's collections include schools' files that may be helpful if the person you are looking for was a student at an Indian Residential School or a school located in a TB hospital. LAC also holds some records of tuberculosis surveys and some hospital admissions. For young people who entered a sanatorium, family allowance records may also be helpful in your search.

Health records, family allowance files, and some school records are restricted, but you may be able to make a request to see a particular record or records relating to yourself or a person who has passed away. The request procedure is explained online <https://library-archives.canada.ca/eng/services/public/access-information-privacy/Pages/access-information-privacy.aspx>.

WHAT SOURCES CAN I CONSULT THAT ARE SPECIFIC TO THE NORWAY HOUSE INDIAN HOSPITAL?

6. CONFERENCE OF MANITOBA NORTHWESTERN ONTARIO AND ALL NATIVE CIRCLE CONFERENCE AND THE UNITED CHURCH OF CANADA ARCHIVES

Both the Conference of Manitoba Northwestern Ontario and All Native Circle Conference and the United Church of Canada Archives may have records relating to the Norway House (Rossville) Cemetery, where some of the patients who passed away at the Norway House Indian Hospital were buried. You can contact these archives directly using the links below to discuss your research with their archivists.

- United Church: Conference of Manitoba Northwestern Ontario and All Native Circle Conference <http://uccarchiveswinnipeg.ca/greetings/>
- United Church of Canada Archives <https://www.unitedchurcharchives.ca/>

7. THE ARCHDIOCESE OF KEEWATIN-LE PAS

The Archdiocese of Keewatin-Le Pas Archives <https://archdioceseofkeewatinlepas.ca/wp/archives-office/> may have burial records for patients who died at the Norway House Indian Hospital. You can contact them with as much information as possible if the person may have received a Catholic burial and request a search of their burial records.

Administrative Assistant: Nicole Helstrom
Email: chancery@keepas.ca
76 First Street West Phone: (204) 623-6152 ext 1
P.O. Box 270
The Pas, MB R9A 1K4

8. ANGLICAN CHURCH OF CANADA GENERAL SYNOD ARCHIVES

The records for St. Mark's Anglican Church at Norway House are housed at the Anglican Church of Canada General Synod Archives in Toronto, <https://www.anglican.ca/archives/>.

These records include a parish journal and parish registers that record baptisms, marriages, and burials of the people of Norway House and the surrounding area. These records may show information such as first and last names, date of birth, place of birth, cause of death, date of death, date and place of burial. Cemeteries include the Hudson's Bay Company Cemetery, St. Mark's Anglican Cemetery, Jack River Cemetery, and the Rossville Cemetery.

The General Synod Archives' access policy restricts the browsing of parish registers because of the personal information recorded. However, if you believe that they may have records relating to the death or burial of a loved one, searches can be requested by filling out the Parish Register Inquiry Form <https://www.anglican.ca/wp-content/>



Group at Norway House Indian Hospital, from left: Dr. S. Mallick; Miss C. Cadieux, R.N.; Matron Miss Jean McDonald, R.N. who was formerly assistant matron at the Charles Camsell Hospital in Edmonton, AB, July 1958. Charles Camsell Hospital, *Eleventh Annual Pictorial Review: Charles Camsell Indian Hospital and Canadian Indians and Eskimos*, (Ottawa: Queen's Printer and Controller of Stationery, 1958), 170. Image made available through Peel's Prairie Provinces (peel.library.ualberta.ca), a digital initiative of the University of Alberta Libraries.

[uploads/GSA-Parish-Registers-Inquiry-Form-2019.pdf](#) with the names and dates already known. The form states the fee of \$25.00, which includes the search, copy of the original record, and a certified transcription, if required for submission to the government. Some exceptions to the fees apply.

For more information, please contact The General Synod Archives at archives@national.anglican.ca.

9. OTHER HOSPITALS

Patients could move back and forth between hospitals. These could include municipal hospitals, public sanatoriums, and Indian Hospitals and Sanatoriums. You may want to make a request under the Personal Health Information Act (PHIA) for patient records if you think that the person you are looking at might have died at one of these facilities.

Access to records that include information that may identify individual patients is restricted under the Manitoba Personal Health Information Act. You can view this legislation here <https://www.gov.mb.ca/health/phia/index.html>.

You can request that a search be performed in these restricted records, including the SBM Central Tuberculosis Register, to see if there is information about a specific patient. To request these records, you can fill out and submit a Personal Health Information Act (PHIA) request. You can download the form to make a PHIA request at <https://www.gov.mb.ca/health/phia/docs/access.pdf>. Requests for PHIA searches can only be made by the patient, a person the patient designates, or a family member of the patient if the patient has passed away.

These PHIA request forms *are not designed for historical record requests* and the form may ask you to provide information or proof that is not available to you. That's okay. Just fill in the information that you have and indicate how you are related to the patient in question.

10. FEDERAL VOTERS LISTS FOR THE NORWAY HOUSE INDIAN HOSPITAL

[Ancestry.ca](https://www.ancestry.ca) <https://www.ancestry.ca> has voters' lists for select years from 1949 through the 1960s that may include patients at the Norway House Indian Hospital. These records are located behind a paywall, but some libraries offer public access to Ancestry. Voters lists for provincial or municipal elections are not included here.

Fisher River Indian Hospital



Fisher River Indian Hospital and nurses' residence. Detail from Library and Archives Canada/Department of Health fonds/e011052296.

In addition to the Indian hospitals that the federal Indian Health Services (IHS) funded through its agreement with the Sanatorium Board of Manitoba, IHS directly administered three smaller Indian hospitals in Manitoba that treated First Nations patients, including those with tuberculosis. These three hospitals were located at Peguis First Nation (Fisher River Indian Hospital), Pine Falls/Sagkeeng First Nation (Fort Alexander Indian Hospital), and Norway House Cree Nation (Norway House Indian Hospital).

These hospitals often had connections with the Indian hospitals and sanatoriums operated by the Manitoba Sanatorium Board, and their patients were sometimes moved from the three smaller hospitals to the larger, better-equipped TB care centres.

WHERE SHOULD I BEGIN?

Before you begin your search, read “Where Do I Begin?” and the “Research Tips” found in Part One of this guide.

Depending on where your family or community member lived there are several “first stop” sources where researchers can begin. *You may also find it helpful to come back to these sources if you have started somewhere else but hit a dead-end in your research.*

Your research will take time - maybe a lot of time, depending on how quickly various organizations respond to your requests. Start the process of contacting them and requesting records as soon as possible.

Before you contact the archives or records organizations, it is good to have some basic information handy, including:

- names, including any alternates (maiden names, step-parent names, nicknames, etc.)
- where you think the person died or where they might be buried
- general time frame, especially an idea of when they may have passed away.

This last piece of information is especially important for locating burial records, which sometimes contain personal health information (e.g., the cause of death). In those cases, that record may be restricted, and you may have to wait a certain amount of time after a person's death to access the records. In Manitoba, death records become unrestricted 70 years after death at which point some of the information becomes available in the Manitoba Vital Statistics online database. See the Manitoba Vital Statistics section in the Research Case Study section in Part One for additional information.

You can find a fillable checklist in Appendix A at the end of this guide

1. THE MANITOBA VITAL STATISTICS DATABASE

Many of the deaths that occurred at the Fisher River Indian Hospital were recorded with Manitoba's Vital Statistics Agency. If the death occurred more than 70 years ago, you can search for the person's name in the Manitoba Vital Statistics online database <https://vitalstats.gov.mb.ca/Query.php>. The database is updated every three months, so deaths that occurred between October and December of a year may not be added until sometime after January.

Using this database may be easier if you know a few tricks that are discussed in Part One. You can find an example of how the database can provide information related to burial sites in the "Research Case Study: Manitoba Vital Statistics and Indian Residential School Students," also in Part One.

Note: If you are looking for a family member who may have passed away less than 70 years ago, you can contact the Vital Statistics Agency and ask if you are able to request their death record. They may or may not be able to help in this situation, but you can ask.

2. THE NANILAVUT INITIATIVE

During its operation there were Inuit patients at the Fisher River Indian Hospital.

If you are searching for an Inuit patient from the Inuvialuit Settlement Region, you can contact the Nanilavut Initiative at <https://irc.inuvialuit.com/service/nanilavut-initiative>. The Nanilavut Initiative was established following the Qikiqtani Truth Commission to help Inuvialuit and Inuit from across Canada locate lost loved ones who did not return home after being sent to southern hospitals during the tuberculosis epidemic from the 1940s to the 1960s.

3. GOVERNMENT OF THE NWT: MEDICAL PATIENT SEARCH PROJECT

If you are searching for a patient connected to the Northwest Territories, the Government of the Northwest Territories may be able to assist you through their Medical Patient Search Project by searching records located in the NWT Archives. You can contact them through their website at <https://www.nwtarchives.ca/>.

4. THE MANITOBA GENEALOGICAL SOCIETY

The Manitoba Genealogical Society (MGS) <https://mbgenealogy.com/> has a wealth of cemetery transcriptions and knowledgeable volunteers. Some of their resources are available online for free, but the best access is provided through purchasing a membership for a small fee.

Members and non-members can search the online Manitoba Names Index (MANI). You may need to try various spellings in your searches. Many of the missing TB patients were not memorialized in a published obituary or with a headstone, so the public-facing online database may not be as helpful as some of the transcriptions the MGS holds in their collections. These transcriptions are only accessible on-site at regional MGS locations or through the members-only section of the MANI database.

There are regional MGS sites across the province. If you cannot find what you need online and/or cannot attend a regional site, you can hire a volunteer to help you search through the MGS holdings.



Fisher River Indian Hospital, Peguis First Nation. Manitoba Museum, Winnipeg, MB. EP 3068.

5. LIBRARY AND ARCHIVES CANADA

Many possibly helpful records are available through Library and Archives Canada (LAC) <https://recherche-collection-search.bac-lac.gc.ca/eng/home/index>. Broadly, LAC's collections include schools' files that may be helpful if the person you are looking for was a student at an Indian Residential School or a school located in a TB hospital. LAC also holds some records of tuberculosis surveys and some hospital admissions. For young people who entered a sanatorium, family allowance records may also be helpful in your search.

Health records, family allowance files, and some school records are restricted, but you may be able to make a request to see a particular record or records relating to yourself or a person who has passed away. The request procedure is explained online <https://library-archives.canada.ca/eng/services/public/access-information-privacy/Pages/access-information-privacy.aspx>.

WHAT SOURCES CAN I CONSULT THAT ARE SPECIFIC TO THE FISHER RIVER INDIAN HOSPITAL?

6. ARCHIVES OF THE DIOCESE OF RUPERT'S LAND

Sacramental Registers for many Anglican cemeteries can be found at the Archives of the Anglican Diocese of Rupert's Land <https://www.rupertsland.ca/resources/archives>. These records include those for St. Peter's (Peguis) Anglican Church, where some of the patients from the Fisher River Indian Hospital were buried, along with other cemeteries as well. The general boundaries of the Diocese of Rupert's Land can be seen here <https://www.anglican.ca/about/organization/dioceses/map/>.

If your search involves Manitoba, the records are likely with the Archives of the Diocese of Rupert's Land, with the Diocese of Brandon in Brandon, or with the Ministry of Mishamakwaesh, Indigenous Spiritual (formerly the Diocese of Keewatin) Archives held at the General Synod Archives in Toronto. In many cases, researchers will be interested in these archives' sacramental records: baptism, marriage, and burials.

7. CONFERENCE OF MANITOBA NORTHWESTERN ONTARIO AND ALL NATIVE CIRCLE CONFERENCE AND THE UNITED CHURCH OF CANADA ARCHIVES

Both the Conference of Manitoba Northwestern Ontario and All Native Circle Conference and the United Church of Canada Archives may have records relating to the Fisher River Cemetery, where some of the patients who passed away at the Fisher River Indian Hospital were buried. You can contact these archives directly using the links below to discuss your research with their archivists.

- United Church: Conference of Manitoba Northwestern Ontario and All Native Circle Conference <http://uccarchiveswinnipeg.ca/greetings/>
- United Church of Canada Archives <https://www.unitedchurcharchives.ca/>

8. OTHER HOSPITALS

Patients could move back and forth between hospitals. These could include municipal hospitals, public sanatoriums, and Indian hospitals and sanatoriums. You may want to make a request under the Personal Health Information Act (PHIA) for patient records if you think that the person you are looking at might have died at one of these facilities.

Most of the surviving records of the Sanatorium Board are held by the Archives of Manitoba. Access to records that include information that may identify individual patients is restricted under the Manitoba Personal Health Information Act. You can view this legislation here <https://www.gov.mb.ca/health/phia/index.html>.

You can request that a search be performed in these restricted records, including the SBM Central Tuberculosis Register, to see if there is information about a specific patient. To request these records, you can fill out and submit a Personal Health Information Act (PHIA) request. You can download the form to make a PHIA request at <https://www.gov.mb.ca/health/phia/docs/access.pdf>. Requests for PHIA searches can only be made by the patient, a person the patient designates, or a family member of the patient if the patient has passed away.

These PHIA request forms *are not designed for historical record requests* and the form may ask you to provide information or proof that is not available to you. That's okay. Just fill in the information that you have and indicate how you are related to the patient in question.

9. FEDERAL VOTERS LISTS FOR THE FISHER RIVER INDIAN HOSPITAL

Ancestry.ca <https://www.ancestry.ca> has voters' lists for select years from 1949 through the 1960s that may include patients at the Fisher River Indian Hospital. These records are located behind a paywall, but some libraries offer public access to Ancestry. Voters lists for provincial or municipal elections are not included here.

Pine Falls Indian Hospital at Fort Alexander



Fort Alexander Indian Hospital, Pine Falls. Detail from Library and Archives Canada/Department of Health fonds/e011297631.

In addition to the Indian hospitals that the federal Indian Health Services (IHS) funded through its agreement with the Sanatorium Board of Manitoba, IHS directly administered three smaller Indian hospitals in Manitoba that treated First Nations patients, including those with tuberculosis. These

three hospitals were located at Peguis First Nation (Fisher River Indian Hospital), Pine Falls/Sagkeeng First Nation (Fort Alexander Indian Hospital), and Norway House Cree Nation (Norway House Indian Hospital).

These hospitals often had connections with the Indian Hospitals and Sanatoriums operated by the Manitoba Sanatorium Board, and their patients were sometimes moved from the three smaller hospitals to the larger, better-equipped TB care centres.

WHERE SHOULD I BEGIN?

Before you begin your search, read “Where Do I Begin?” and the “Research Tips” found in Part One of this guide.

Depending on where your family or community member lived there are several “first stop” sources where researchers can begin. *You may also find it helpful to come back to these sources if you have started somewhere else but hit a dead-end in your research.*

Your research will take time - maybe a lot of time, depending on how quickly various organizations respond to your requests. Start the process of contacting them and requesting records as soon as possible.

Before you contact the archives or records organizations, it is good to have some basic information handy, including:

- names, including any alternates (maiden names, step-parent names, nicknames, etc.)
- where you think the person died or where they might be buried
- general time frame, especially an idea of when they may have passed away.

This last piece of information is especially important for locating burial records, which sometimes contain personal health information (e.g., the cause of death). In those cases, that record may be restricted, and you may have to wait a certain amount of time after a person’s death to access the records. In Manitoba, death records become unrestricted 70 years after death at which point some of the information becomes available in the Manitoba Vital Statistics online database. See the Manitoba Vital Statistics section in the Research Case Study section in Part One for additional information.

You can find a fillable checklist in Appendix A at the end of this guide

1. THE MANITOBA VITAL STATISTICS DATABASE

Many of the deaths that occurred at the Pine Falls Indian Hospital were recorded with Manitoba’s Vital Statistics Agency. If the death occurred more than 70 years ago, you can search for the person’s name in the Manitoba Vital Statistics online database <https://vitalstats.gov.mb.ca/Query.php>. The database is updated every three months, so deaths that occurred between October and December of a year may not be added until sometime after January.

Using this database may be easier if you know a few tricks that are discussed in Part One. You can find an example of how the database can provide information related to burial sites in the “Research Case Study: Manitoba Vital Statistics and Indian Residential School Students,” also in Part One.

Note: If you are looking for a family member who may have passed away less than 70 years ago, you can contact the Vital Statistics Agency and ask if you are able to request their death record. They may or may not be able to help in this situation, but you can ask.

2. THE NANILAVUT INITIATIVE

If you are searching for an Inuit patient from the Inuvialuit Settlement Region, you can contact the Nanilavut Initiative at <https://irc.inuvialuit.com/service/nanilavut-initiative>. The Nanilavut Initiative was established following the Qikiqtani Truth Commission to help Inuvialuit and Inuit from across Canada locate lost loved ones who did not return home after being sent to southern hospitals during the tuberculosis epidemic of the 1940s to the 1960s.



Pine Falls Hospital at Fort Alexander (Sagkeeng First Nation), 1952. The larger general hospital is in the foreground and the smaller Indian Hospital (white building) is in the background. Manitoba Museum, Winnipeg, MB. EP 1726.1.

3. GOVERNMENT OF THE NWT: MEDICAL PATIENT SEARCH PROJECT

If you are searching for a patient connected to the Northwest Territories, the Government of the Northwest Territories may be able to assist you through their Medical Patient Search Project by searching records located in the NWT Archives. You can contact them through their website at <https://www.nwtarchives.ca/>.

4. THE MANITOBA GENEALOGICAL SOCIETY

The Manitoba Genealogical Society (MGS) <https://mbgenealogy.com/> has a wealth of cemetery transcriptions and knowledgeable volunteers. Some of their resources are available online for free, but the best access is provided through purchasing a membership for a small fee.

Members and non-members can search the online Manitoba Names Index (MANI). You may need to try various spellings in your searches. Many of the missing TB patients were not memorialized in a published obituary or with a headstone, so the public-facing online database may not be as helpful as some of the transcriptions the MGS holds in their collections. These transcriptions are only accessible on-site at regional MGS locations or through the members-only section of the MANI database.

There are regional MGS sites across the province. If you cannot find what you need online and/or cannot attend a regional site, you can hire a volunteer to help you search through the MGS holdings.

5. LIBRARY AND ARCHIVES CANADA

Many possibly helpful records are available through Library and Archives Canada (LAC) <https://recherche-collection-search.bac-lac.gc.ca/eng/home/index>. Broadly, LAC's collections include schools' files that may be helpful if the person you are looking for was a student at an Indian Residential School or a school located in a TB hospital. LAC also holds some records of tuberculosis surveys and some hospital admissions. For young people who entered a sanatorium, family allowance records may also be helpful in your search.

Health records, family allowance files, and some school records are restricted, but you may be able to make a request to see a particular record or records relating to yourself or a person who has passed away. The request procedure is explained online <https://library-archives.canada.ca/eng/services/public/access-information-privacy/Pages/access-information-privacy.aspx>.

WHAT SOURCES CAN I CONSULT THAT ARE SPECIFIC TO THE PINE FALLS INDIAN HOSPITAL AT FORT ALEXANDER?

6. THE ARCHDIOCESE OF KEEWATIN-LE PAS

The Archdiocese of Keewatin-Le Pas Archives <https://archdioceseofkeewatinlepas.ca/wp/archives-office/> may have burial records for patients who died at Pine Falls Fort Alexander Indian Hospital. You can contact them with as much information as possible if the person may have received a Catholic burial and request a search of their burial records.

Administrative Assistant: Nicole Helstrom
Email: chancery@keepas.ca
76 First Street West Phone: (204) 623-6152 ext 1
P.O. Box 270
The Pas, MB R9A 1K4

7. ANGLICAN CHURCH OF CANADA GENERAL SYNOD ARCHIVES

There may also be relevant records located at the Anglican Church of Canada General Synod Archives in Toronto <https://www.anglican.ca/archives/>.

The General Synod Archives' access policy restricts the browsing of parish registers because of the personal information recorded. However, if you believe that they may have records relating to the death or burial of a loved one, searches can be requested by filling out the Parish Register Inquiry Form <https://www.anglican.ca/wp-content/uploads/GSA-Parish-Registers-Inquiry-Form-2019.pdf> with the names and dates already known. The form states the fee of \$25.00, which includes the search, copy of the original record, and a certified transcription, if required for submission to the government. Some exceptions to the fees apply.

For more information, please contact The General Synod Archives at archives@national.anglican.ca.

8. OTHER ARCHIVES

If the person you are looking for was not Anglican or Catholic, you may want to contact these archives:

- United Church: Conference of Manitoba Northwestern Ontario and All Native Circle Conference <http://uccarchiveswinnipeg.ca/greetings/>
- United Church of Canada Archives <https://www.unitedchurcharchives.ca/>
- Presbyterian Church in Canada Archives <https://presbyterianarchives.ca>

9. OTHER HOSPITALS

Patients could move back and forth between hospitals. These could include municipal hospitals, public sanatoriums, and Indian hospitals and sanatoriums. You may want to make a request under the Personal Health Information Act (PHIA) for patient records if you think that the person you are looking at might have died at one of these facilities. Access to records that include information that may identify individual patients is restricted under the Manitoba Personal Health Information Act. You can view this legislation here <https://www.gov.mb.ca/health/phia/index.html>.

You can request that a search be performed in these restricted records, including the SBM Central Tuberculosis Register, to see if there is information about a specific patient. To request these records, you can fill out and submit a Personal Health Information Act (PHIA) request. You can download the form to make a PHIA request at <https://www.gov.mb.ca/health/phia/docs/access.pdf>. Requests for PHIA searches can only be made by the patient, a person the patient designates, or a family member of the patient if the patient has passed away.

These PHIA request forms *are not designed for historical record requests* and the form may ask you to provide information or proof that is not available to you. That's okay. Just fill in the information that you have and indicate how you are related to the patient in question.

10. FEDERAL VOTERS LISTS FOR THE NORWAY HOUSE INDIAN HOSPITAL

Ancestry.ca <https://www.ancestry.ca> has voters' lists for select years from 1949 through the 1960s that may include this hospital. These records are located behind a paywall, but some libraries offer public access to Ancestry. Voters lists for provincial or municipal elections are not included here.

Checklist - What Do I Know?

To begin your search, it is helpful to gather as much information as possible. Write down your answers and, as your research progresses, you may be able to come back and add more information. If you don't know much, that's okay. Just fill in what you can.

1. First and middle name(s) of the missing person. Be sure to include formal names, nicknames, and any spelling variations you can think of (for instance, Betsie could be Betsey, Betsy, or even Elizabeth).

2. Last name of the missing person. Include possible different spellings. Also, if they might have had step-parents or might have been adopted by or lived with someone or another family, include as many of their last names as possible. Include women's married and maiden last names as well if you can.

3. Community of the missing person. There may be more than one community to which they are connected. If the person was at school when they were sent to hospital, include the name and location of the school.

4. Birthdate, or age of person when they were sent to hospital. Even a rough estimate can be helpful.

5. Parents of the missing person. Include step-parents, adopted family (including customary adoption). Were any of them sent to a hospital? Do you know which one(s)?

6. Siblings of the missing person. Include step siblings and cousin siblings. Were any of them sent to a hospital? Do you know which one(s)?

7. Any faith community or religious affiliation of the missing person.

8. Any faith community or religious affiliation of the family of the missing person.

9. Date the missing person was sent to the hospital. Even a rough estimate can be helpful.

10. Name of the hospital the missing person might have been sent to. Even a rough estimate or name of a nearby community can be helpful. For example, “close to Winnipeg” narrows the options down to two hospitals.

11. Any stories you might know or have heard about where they were sent, when they were sent, who sent them, anyone who was sent with them, etc.

APPENDIX B:

Contact Information

Please note: This contact information is up to date as of January 2024 and may be subject to change.

ARCHIVES

Archives of Manitoba

130-200 Vaughan Street
Winnipeg, MB
R3C 1T5
Tel: 204-945-3971
Toll Free (Manitoba only): 1-800-617-3588
Email: archives@gov.mb.ca

Archdiocese of Keewatin/Le Pas Archives (Catholic)

Fr. Shantha Gandamalla, MSFS, Archivist
76 First Street West
P.O. Box 270
The Pas, MB
R9A 1K4
Tel: (204) 623-6152 Ext. 3
Email: chancellor@keepas.ca

Archdiocese of Regina Archives (Catholic)

Rae Horsman, Archivist
PO Box
1546 Stn. Main
Regina, SK
S4P 3C4
Tel: (306) 352-1651 Ext. 6739
Email: rhorsman@archregina.sk.ca

Archdiocese of St. Boniface Archives (Catholic)

Fr. Carl Tarnopolski, Chancellor
151 avenue de la Cathédrale
Winnipeg, MB
R2H 0H6
Tel: (204) 237-9851
Email: ctarnopolski@archsaintboniface.ca
Tel (General Line): (204) 237-9851

Archdiocese of Winnipeg Archives (Catholic)

Tynee Petrowski, Archivist
1495 Pembina Hwy,
Winnipeg, MB
R3T 2C6
Tel: (204) 452-2227 Ext. 228
Email: tpetrowski@archwinnipeg.ca
Email: archives@archwinnipeg.ca

Archives of the Diocese of Rupert's Land (Anglican)

Mary Horodyski, Archivist
935 Nesbitt Bay
Winnipeg, MB
R3T 1W6
Tel: (204) 992-4203
Toll Free (Manitoba only): 1-866-693-4418
Email: archives@rupertsland.ca

Diocese of Brandon Archives (Anglican)

Teresa Longworth, Administrative Archivist
403-13th Street
Brandon, MB
R7A 4P9
Tel: (204) 727-2380 Ext. 101
Email: info@brandon.anglican.ca

Grey Nuns of Montreal Archive (Catholic)

Maison de Mère d'Youville
138 Saint-Pierre Street
Montreal, QC
H2Y 2L7
Tel: (514) 842-9411
Email: asscong@sgm.ca

Héritage Canadiana

Canadiana Collections
Tel: (613) 907-7023
Email: info@crkn.ca

Library and Canada Archives

General Inquiries:
550 de la Cité Boulevard
Gatineau, QC
J8T 0A7
Tel: (613) 996-5115
Toll free: 1-866-578-7777
Winnipeg Branch:
1700 Inkster Boulevard
Winnipeg, MB
R2X 2T1
Tel: (204) 984-1469
Email: winnipeg@bac-lac.gc.ca

Manitoba Genealogical Society

Unit E – 1045 St. James Street
Winnipeg, MB
R3H 1B1
Tel: (204) 783-9139
Email: se-winnipeg@mbgenealogy.com

Manitoba Vital Statistic

254 Portage Avenue
Winnipeg, MB
R3C 0B6
Tel: (204) 945-3701
Toll Free: 1-866-949-9296
Email: vitalstats@gov.mb.ca

National Centre for Truth and Reconciliation

Chancellor's Hall
177 Dysart Road
University of Manitoba
Winnipeg, MB
R3T 2N2
Tel: (204) 474-6069
Toll free: 1-855-415-4534
Email: NCTR@umanitoba.ca

Northwest Territories Archives

Government of Northwest Territories: Education,
Culture and Employment Culture and Heritage
Prince of Wales Northern Heritage Centre
4750 48th Street
P.O. Box 1320
Yellowknife, NT
X1A 2L9
Tel: (867) 767-9347 Ext. 71211
Email: nwtarchives@gov.nt.ca

Presbyterian Church in Canada Archives

50 Wynford Drive
Toronto, ON
M3C 1J7
Toll free: 1-800-619-7301
Email: karnold@presbyterian.ca
Email: archives@presbyterian.ca

**Société historique de Saint-Boniface
Archives (SHSBA)**

340 Provencher Blvd
Winnipeg, MB
R2H 0G7
Tel: (204) 233-4888
Email: shsb@shsb.mb.ca

**United Church of Canada General
Synod Archives**

40 Oak St
Toronto, ON
M5A 2C6
Tel: 416-231-7680 Ext. 1101
Toll free: 1-800-268-3781 Ext. 1101
Email: archives@united-church.ca

United Church of Canada: Conference of Manitoba Northwestern Ontario & All Native Circle Conference

Archives and Record Centre
Room 5C02
515 Portage Ave.
Winnipeg, MB
R3B 2E9
Tel: (204) 783-0708
Email: ucarchives@uwinnipeg.ca

University of Manitoba Archives and Special Collections

330 Elizabeth Dafoe Library
25 Chancellors Circle, University of Manitoba
Winnipeg, MB
R3S 2N2
Tel: (204) 474-9986
Email: archives@umanitoba.ca

F U N E R A L H O M E S

Gilbart Funeral Home

309 Eveline Street
Selkirk, MB
R1A 1M8
Tel: (204) 482-3271

Hemauer Funeral Home and Cremation Services (formerly Hayes Funeral Home)

122 Lathlin Avenue
Box 416
The Pas, MB
R9A 1K5
Tel: (204) 623-3261

Grant Funeral Home & Crematorium (formerly McSorely Funeral Home)

P.O. Box 733 120 Hwy 10A W
Flin Flon, MB
R8A 1N5
Tel: (204) 687-5821
Email: grantfh@mymts.net

R E S E A R C H P R O J E C T S

Churchill Cemetery Graves Database

Christopher Storie, Associate Professor
Department of Geography
University of Winnipeg
515 Portage Avenue
Winnipeg, MB
R3B 2E9
Tel: (204) 789-1495
Email: c.storie@uwinnipeg.ca

Nanilavut Initiative

Beverly Lennie, Nanilavut Project Administrator -
Inuvialuit Settlement Region
107 Mackenzie Road
Bag Service #21
Inuvik, NT
X0E 0T0
Tel: (867) 777-7066
E-mail: blennie@inuvialuit.com

Please note: As of December 2024, the project has started the process of being archived with the intention to ensure long-term access.

OTHER ORGANIZATIONS / BODIES

Brandon Municipal Cemetery

City of Brandon
410 9th Street
Brandon, MB
R7A 6A2
Tel: (204) 729-2150
Email: cemetery@brandon.ca

City of Winnipeg: Cemeteries Branch

3001 Notre Dame Ave.
Winnipeg, MB
R3H 1B8
Tel: (204) 986-4348
Email: cemeteries@winnipeg.ca

Manitoba Health (Personal Health Information Act)

300 Carlton Street
Winnipeg MB
R3B 3M9
Tel: (204) 788-6612
Email: PHIAinfo@gov.mb.ca

Notre Dame Catholic Church, Selkirk (Catholic)

269 Jemima St.
Selkirk, MB
R1A 1W9
Tel: (204) 482-3422
Email: ndchurch@shaw.ca

Rural Municipality of Prairie Lakes (Burials relating to the Ninette Sanatorium)

211-3rd Street
Box 100
Belmont, MB
R0K 0C0
Tel: (204) 537-2241
Email: admin@rmofprairielakes.ca

Sioux Valley Dakota Nation (Burials relating to the Brandon Sanatorium)

Attn: Climate Change & Environment/Lands Department
PO Box 38
Griswold, MB
R0M 0S0
Tel: (204) 855-2671
Toll free: 1-866-721-0293

St. Augustine of Canterbury Roman Catholic Church, Brandon

327 - 4th Street
Brandon, MB
R7A 3H1
Tel: (204) 727-4728
Email: office@staug.ca

Accessing Records through the National Centre for Truth and Reconciliation

The National Centre for Truth and Reconciliation (NCTR)'s collections are focussed on records by and about the Indian Residential School (IRS) system in Canada.

If the loved one you are researching attended an IRS, you may be able to find some information about them either through records that are publicly available on the NCTR's website: <https://nctr.ca/records/view-your-records/archives/>, or by making a specific request for their records: <https://nctr.ca/records/access-your-records/survivor-access/>.

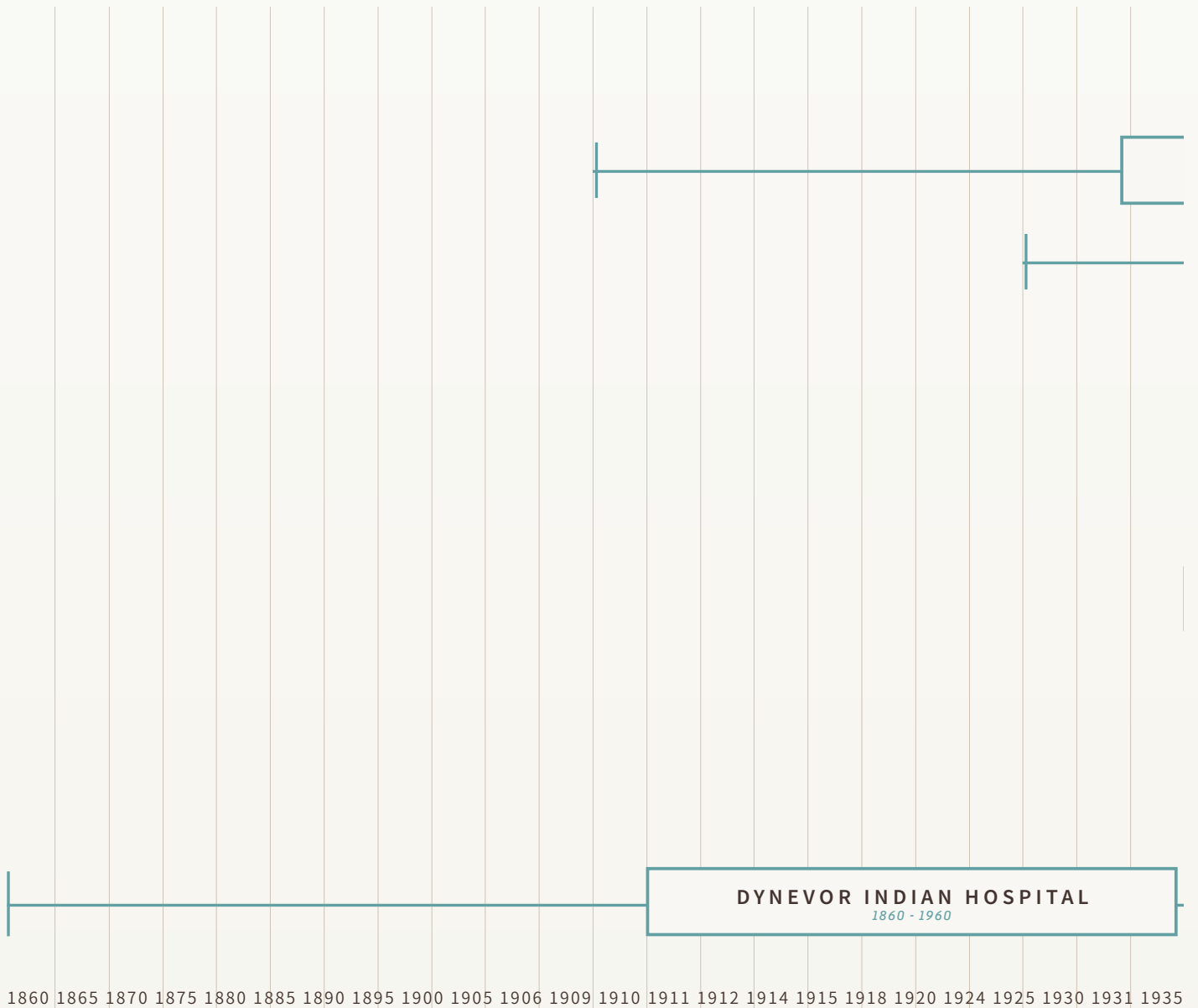
The NCTR's collections also contain some hospital or sanatorium-related records that may include individuals who did not attend an IRS.

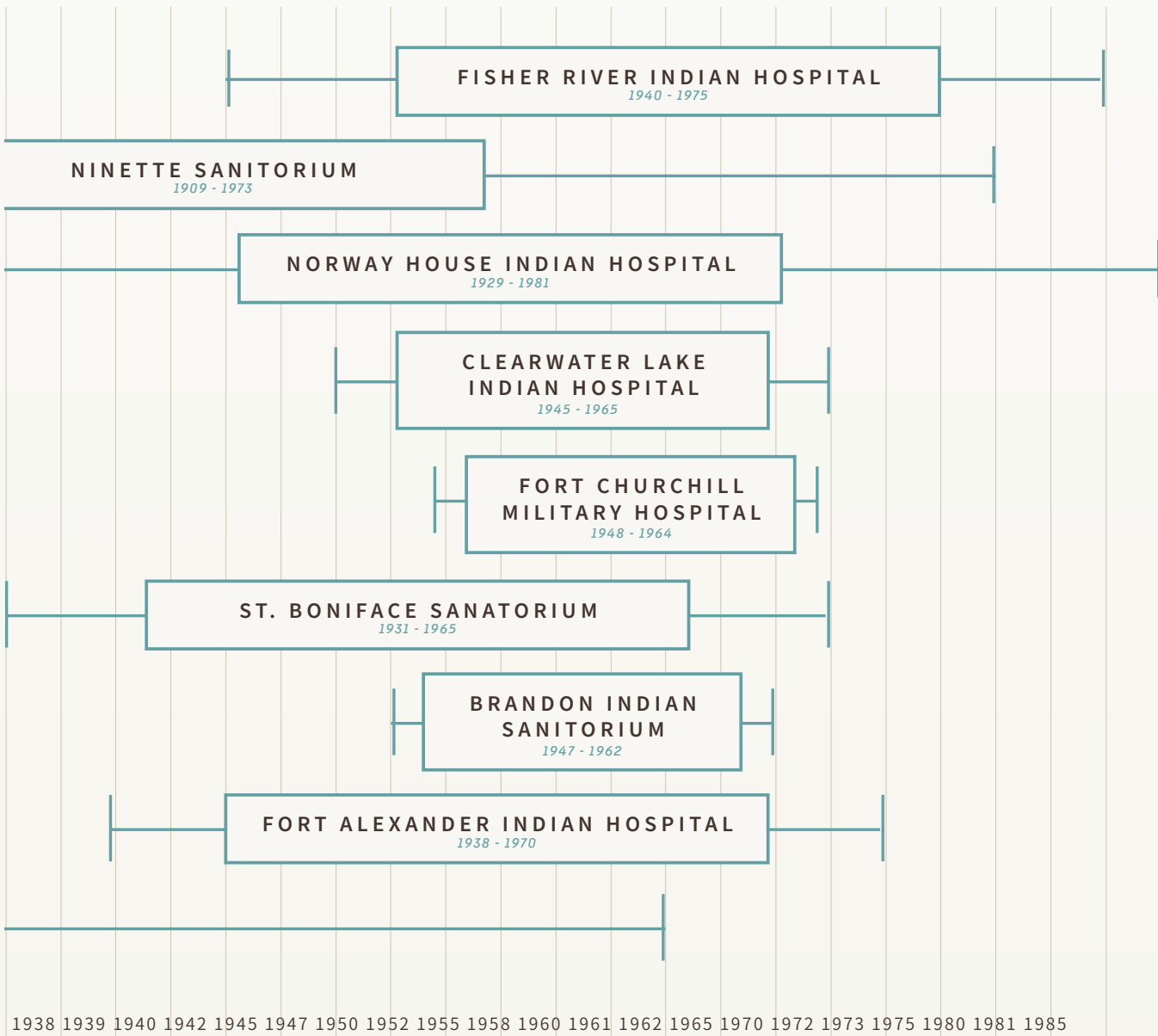
Researchers should be aware, however, that at the time of writing (October 2023) wait times for requests for records from the NCTR are long, and it may be possible to locate the same records more quickly through other sources including those covered in this guide.

APPENDIX D:

Timeline

TUBERCULOSIS INDIAN HOSPITALS IN MANITOBA





1938 1939 1940 1942 1945 1947 1950 1952 1955 1958 1960 1961 1962 1965 1970 1972 1973 1975 1980 1981 1985

